



ST. CLAIR COUNTY

SCHOOL SYSTEM SNAPSHOT: 2024 EDITION*

410 Roy Drive | Ashville, AL 35953 | (205) 594-2052

Superintendent

Justin Burns

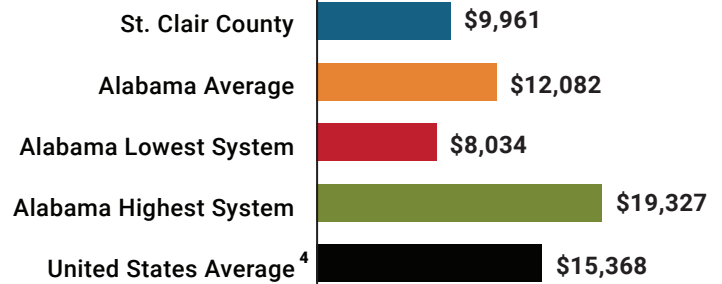
Board Members

Scott Suttle, Nickie Vanpelt, Cathy Fine, Allison Gray, DeWayne Lovell, Bill Morris, Randy Thompson

\$6,699,586
Cost of One Month's
Operation/General Fund

1.87
Number of Months
Reserve Balance

Total Per-Pupil Expenditures (PPE)

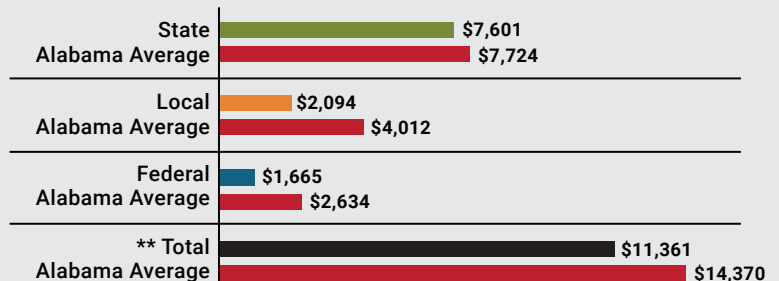


By the Numbers

	Schools ¹	19
	Students/ADM ²	9,350
	Free & Reduced Lunch.....	48%
	Community Eligibility Program.....	32%
	Number of Route Buses ³	104
	Buses 10 yrs. old or less.....	92%
	Students Bused.....	4,378
	Full-Time Employees.....	1,102
	Teachers.....	570
	Principals/ Assistant Principals.....	34
	Counselors.....	25
	Librarians.....	15
	Other Certified Employees.....	41
	Support Personnel.....	417

Per-Pupil Revenue Sources

St. Clair County Revenue Sources



**Total Revenue Among 138 School Systems



101
STATE
RANK

121
LOCAL
RANK

123
FEDERAL
RANK

OVERALL SYSTEM RANK 136

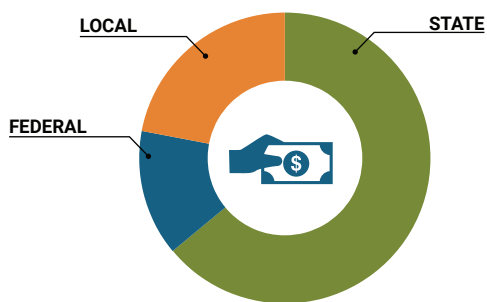
LEAs with a substantial increase in reported ADM may show lower rankings since additional revenues reflecting those increases in ADM are not received until the following fiscal year.

¹ Schools with enrollment, including Alternative and Career Technical Education
² Average Daily Membership (includes virtual students)
³ Data collected in 2022 and used for FY24 funding
⁴ 2022-2023 NEA Rankings of the States

* THIS REPORT INCLUDES FISCAL YEAR 2022 DATA

School System Revenue

How was your school system funded?¹



\$71,070,359	STATE	64%
\$15,571,646	FEDERAL	14%
\$24,980,984	LOCAL	22%
— \$6,445,570	Local 10-Mill Match	
\$18,535,414	AVAILABLE LOCAL REVENUE	

VALUE OF 1-MILL For Your School System

\$644,557

School System Spending

How did your school system spend state & local dollars?¹

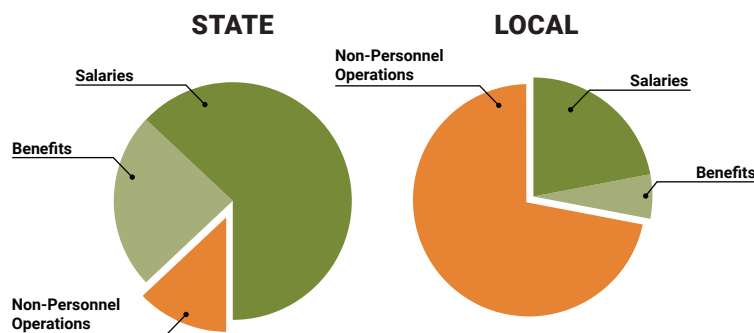
	STATE SPENDING ^{2,3}	LOCAL SPENDING ²
Salaries	\$43,687,942	\$2,879,301
Benefits	\$16,807,067	\$760,628
Non-Personnel Operations	\$9,122,678	\$9,330,146
TOTAL	\$69,617,686	\$12,970,075

¹ Revenues and expenditures may contain nominal variances due to rounding

² Does not include debt service or capital outlay

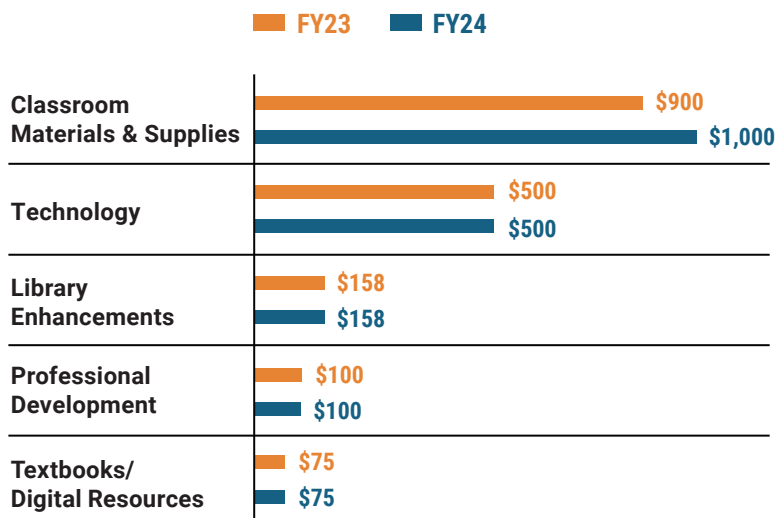
³ Includes 10-mill match

⁴ Such as utilities, operations & maintenance, etc.



Only 13% of state funding is available for non-personnel expenditures⁴

Instructional Support



Educational Advancement & Technology Fund⁵



⁵ These one-time supplemental funds may be used for repairs and deferred maintenance, capital outlay, classroom instructional supplies, insurance for facilities, transportation, technology and school safety. For FY23, there was no EAT allocation for school systems.

System Debt

TOTAL DEBT⁶	DEBT PER STUDENT
\$48,911,960	\$5,231

⁶ The debt totals in system audit reports may differ due to audit adjustments.



ALABAMA
ASSOCIATION OF
SCHOOL BOARDS

Sally Smith, J.D.
Executive Director

Tracey A. Meyer
Governmental Relations Coordinator

43 South Jackson Street
Montgomery, Alabama 36104

1-800-562-0601 | AlabamaSchoolBoards.org

@AlaSchoolBoards Facebook.com/AlabamaSchoolBoards