



SHELBY COUNTY

SCHOOL SYSTEM SNAPSHOT: 2024 EDITION*


P.O. Box 1910 | Columbiana, AL 35051 | (205) 682-7000

Superintendent

Dr. Lewis Brooks







Board Members

David Bobo, Peg Hill, Jimmy Bice, Brian Boatman, Amber Polk

 **\$17,485,322**
Cost of One Month's
Operation/General Fund

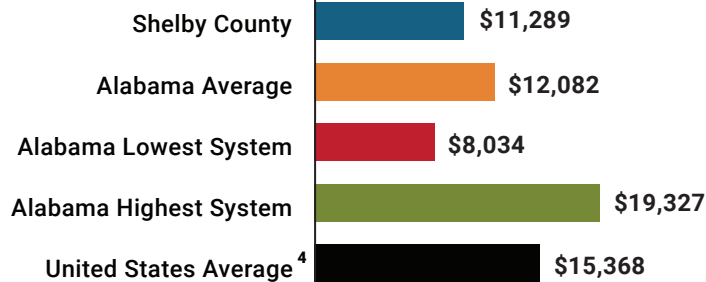
 **3.21**
Number of Months
Reserve Balance

By the Numbers

	Schools ¹	29
	Students/ADM ²	20,840
	Free & Reduced Lunch.....	29%
	Community Eligibility Program.....	19%
	Number of Route Buses ³	315
	Buses 10 yrs. old or less.....	50%
	Students Bused.....	10,657
	Full-Time Employees.....	2,856
	Teachers.....	1,359
	Principals/ Assistant Principals.....	67
	Counselors.....	49
	Librarians.....	32
	Other Certified Employees.....	66
	Support Personnel.....	1,283

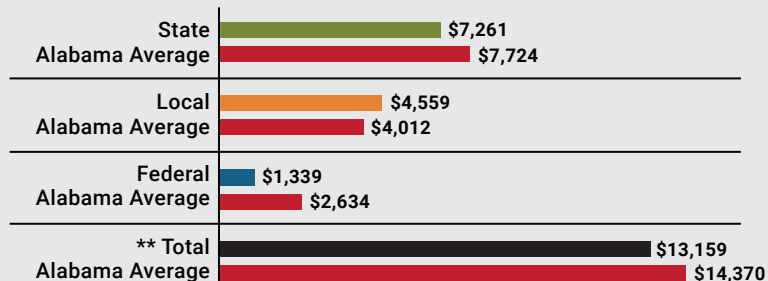
¹ Schools with enrollment, including Alternative and Career Technical Education
² Average Daily Membership (includes virtual students)
³ Data collected in 2022 and used for FY24 funding
⁴ 2022-2023 NEA Rankings of the States

Total Per-Pupil Expenditures (PPE)



Per-Pupil Revenue Sources

Shelby County Revenue Sources



**Total Revenue Among 138 School Systems



122
STATE
RANK

30
LOCAL
RANK

131
FEDERAL
RANK

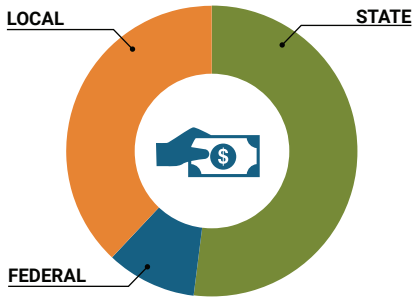
OVERALL SYSTEM RANK 113

LEAs with a substantial increase in reported ADM may show lower rankings since additional revenues reflecting those increases in ADM are not received until the following fiscal year.

* THIS REPORT INCLUDES FISCAL YEAR 2022 DATA

School System Revenue

How was your school system funded?¹



\$151,326,652 STATE **52%**
\$27,898,221 FEDERAL **10%**
\$111,177,459 LOCAL **38%**
— \$19,899,290 Local 10-Mill Match
\$91,278,169 AVAILABLE LOCAL REVENUE

VALUE OF 1-MILL
For Your School System

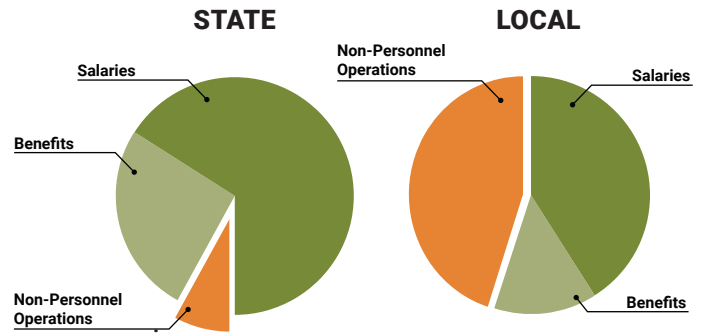
\$1,989,929

School System Spending

How did your school system spend state & local dollars?¹

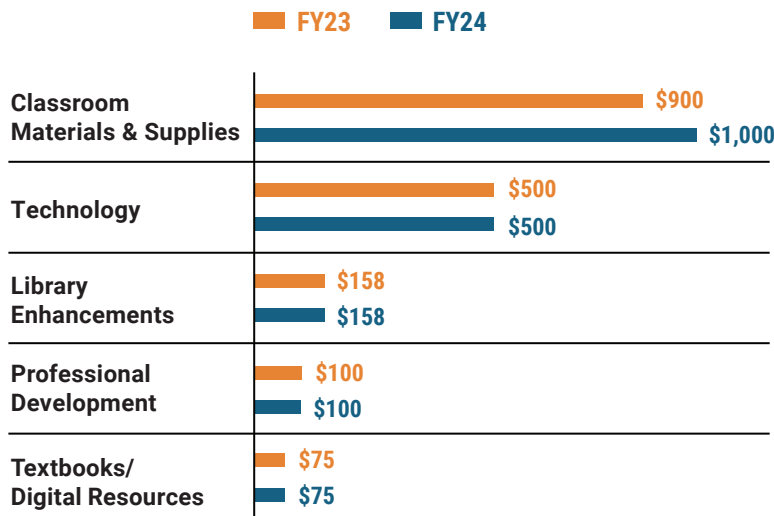
	STATE SPENDING ^{2,3}	LOCAL SPENDING ²
Salaries	\$98,569,677	\$26,790,967
Benefits	\$39,442,401	\$9,143,861
Non-Personnel Operations	\$11,672,442	\$29,292,594
TOTAL	\$149,684,519	\$65,227,422

¹ Revenues and expenditures may contain nominal variances due to rounding
² Does not include debt service or capital outlay
³ Includes 10-mill match
⁴ Such as utilities, operations & maintenance, etc.



Only 8% of state funding is available for non-personnel expenditures⁴

Instructional Support



Educational Advancement & Technology Fund⁵



⁵ These one-time supplemental funds may be used for repairs and deferred maintenance, capital outlay, classroom instructional supplies, insurance for facilities, transportation, technology and school safety. For FY23, there was no EAT allocation for school systems.

System Debt

TOTAL DEBT⁶ **\$149,027,497** **DEBT PER STUDENT** **\$7,151**

⁶ The debt totals in system audit reports may differ due to audit adjustments.



ALABAMA
ASSOCIATION OF
SCHOOL BOARDS

Sally Smith, J.D.
Executive Director

Tracey A. Meyer
Governmental Relations Coordinator

43 South Jackson Street
Montgomery, Alabama 36104

1-800-562-0601 | AlabamaSchoolBoards.org

@AlaSchoolBoards Facebook.com/AlabamaSchoolBoards