



PICKENS COUNTY

SCHOOL SYSTEM SNAPSHOT: 2024 EDITION*

377 Ladow Center Circle | Carrollton, AL 35447 | (205) 367-2081


Superintendent

Jamie Chapman






Board Members

Annie Jackson, Dr. John Brandon, Gene Dawkins, Frankie Spencer, Oscar Sam Wiggins, Jr.

 **\$1,904,506**
Cost of One Month's
Operation/General Fund

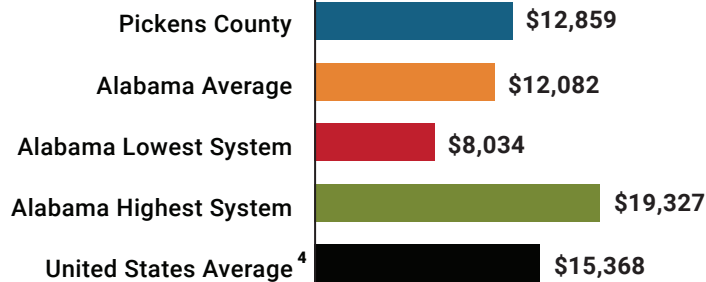
 **1.90**
Number of Months
Reserve Balance

By the Numbers

	Schools ¹	7
	Students/ADM ²	2,280
	Free & Reduced Lunch.....	68%
	Community Eligibility Program.....	55%
	Number of Route Buses ³	39
	Buses 10 yrs. old or less.....	79%
	Students Bused.....	1,514
	Full-Time Employees.....	341
	Teachers.....	159
	Principals/ Assistant Principals.....	14
	Counselors.....	9
	Librarians.....	6
	Other Certified Employees.....	7
	Support Personnel.....	146

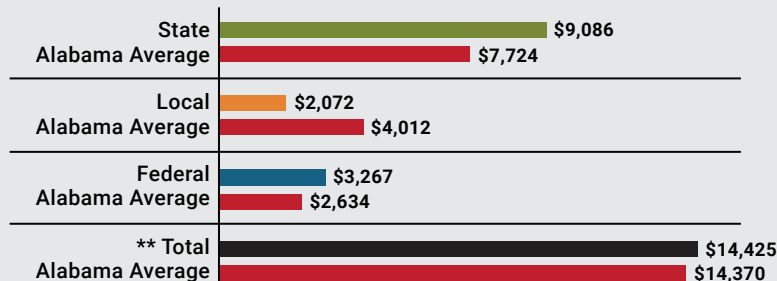
¹ Schools with enrollment, including Alternative and Career Technical Education
² Average Daily Membership (includes virtual students)
³ Data collected in 2022 and used for FY24 funding
⁴ 2022-2023 NEA Rankings of the States

Total Per-Pupil Expenditures (PPE)



Per-Pupil Revenue Sources

Pickens County Revenue Sources



**Total Revenue Among 138 School Systems



16
STATE
RANK

123
LOCAL
RANK

49
FEDERAL
RANK

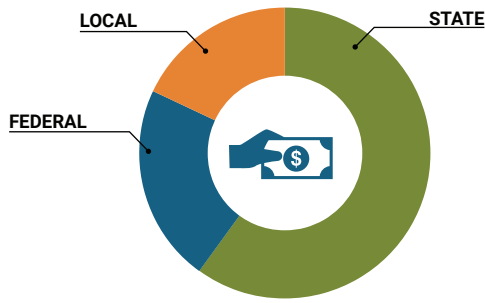
OVERALL SYSTEM RANK 66

LEAs with a substantial increase in reported ADM may show lower rankings since additional revenues reflecting those increases in ADM are not received until the following fiscal year.

* THIS REPORT INCLUDES FISCAL YEAR 2022 DATA

School System Revenue

How was your school system funded?¹



\$20,716,731	STATE	60%
\$7,448,071	FEDERAL	22%
\$6,327,761	LOCAL	18%
— \$1,846,810	Local 10-Mill Match	
\$4,480,951	AVAILABLE LOCAL REVENUE	

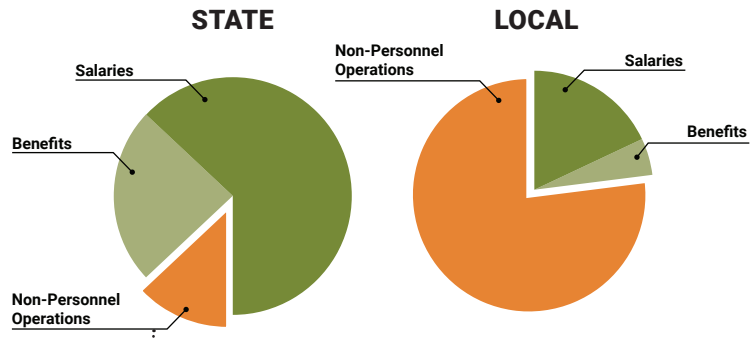
VALUE OF 1-MILL
For Your School System

\$184,681

School System Spending

How did your school system spend state & local dollars?¹

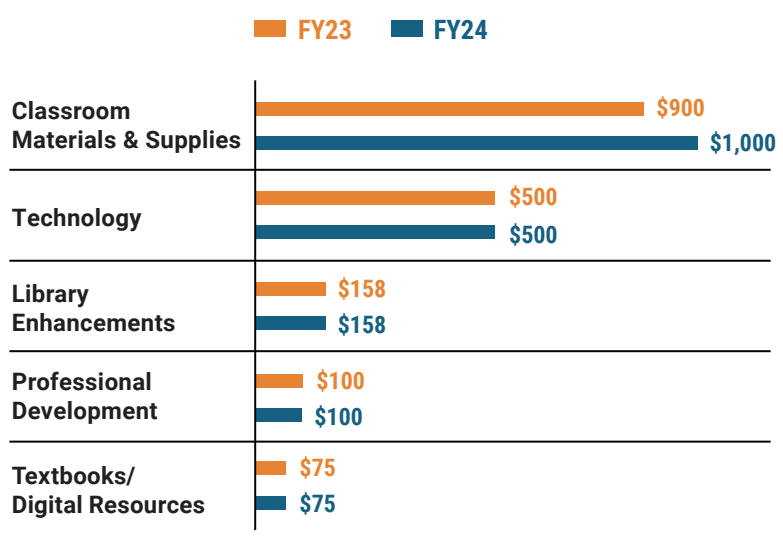
	STATE SPENDING ^{2,3}	LOCAL SPENDING ²
Salaries	\$12,408,603	\$524,077
Benefits	\$4,753,650	\$134,392
Non-Personnel Operations	\$2,421,735	\$2,312,703
TOTAL	\$19,583,988	\$2,971,173



Only 12% of state funding is available for non-personnel expenditures⁴

¹ Revenues and expenditures may contain nominal variances due to rounding
² Does not include debt service or capital outlay
³ Includes 10-mill match
⁴ Such as utilities, operations & maintenance, etc.

Instructional Support



Educational Advancement & Technology Fund⁵



⁵ These one-time supplemental funds may be used for repairs and deferred maintenance, capital outlay, classroom instructional supplies, insurance for facilities, transportation, technology and school safety. For FY23, there was no EAT allocation for school systems.

System Debt

TOTAL DEBT⁶	DEBT PER STUDENT
\$9,932,642	\$4,356

⁶ The debt totals in system audit reports may differ due to audit adjustments.



Sally Smith, J.D.
Executive Director

Tracey A. Meyer
Governmental Relations Coordinator

43 South Jackson Street
Montgomery, Alabama 36104

1-800-562-0601 | AlabamaSchoolBoards.org
 @AlaSchoolBoards Facebook.com/AlabamaSchoolBoards