



# PERRY COUNTY

# SCHOOL SYSTEM SNAPSHOT: 2024 EDITION\*

200 W. Monroe Street | Marion, AL 36756 | (334) 683-6528

Superintendent

Dr. Marcia Smiley

Board Members

Dr. Vera Davis, Donald Nichols, Emefa Butler, Rev. Eulas Kurtdoll, Cheryle Thomas



**\$937,969**

Cost of One Month's  
Operation/General Fund



**1.88**

Number of Months  
Reserve Balance

## By the Numbers



**Schools**<sup>1</sup> ..... 2



**Students/ADM**<sup>2</sup> ..... 1,031



**Free & Reduced Lunch** ..... 74%  
**Community Eligibility Program** ..... 79%



**Number of Route Buses**<sup>3</sup> ..... 23  
Buses 10 yrs. old or less ..... 91%  
Students Bused ..... 566



**Full-Time Employees** ..... 163  
Teachers ..... 71  
Principals/  
Assistant Principals ..... 5  
Counselors ..... 3  
Librarians ..... 2  
Other Certified Employees ..... 6  
Support Personnel ..... 76

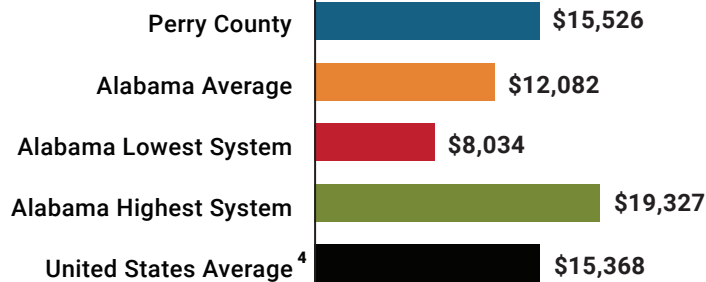
<sup>1</sup> Schools with enrollment, including Alternative and Career Technical Education

<sup>2</sup> Average Daily Membership (includes virtual students)

<sup>3</sup> Data collected in 2022 and used for FY24 funding

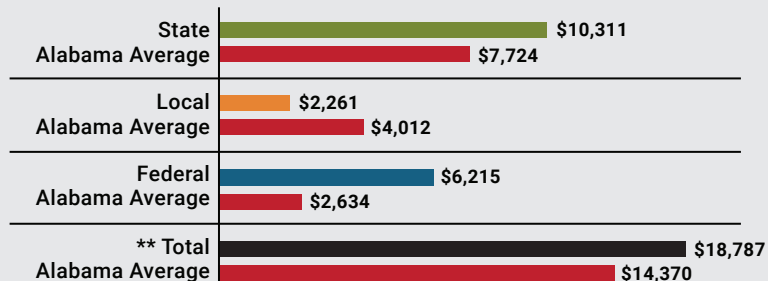
<sup>4</sup> 2022-2023 NEA Rankings of the States

## Total Per-Pupil Expenditures (PPE)



## Per-Pupil Revenue Sources

### Perry County Revenue Sources



\*\*Total Revenue Among 138 School Systems



**5**  
STATE  
RANK

**114**  
LOCAL  
RANK

**5**  
FEDERAL  
RANK

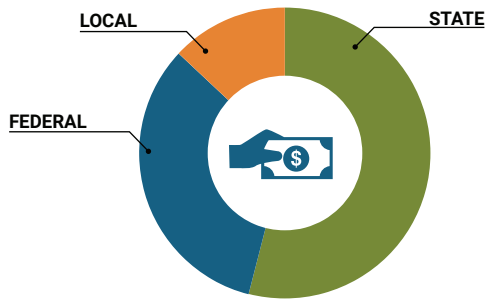
# OVERALL SYSTEM RANK 8

LEAs with a substantial increase in reported ADM may show lower rankings since additional revenues reflecting those increases in ADM are not received until the following fiscal year.

\* THIS REPORT INCLUDES FISCAL YEAR 2022 DATA

# School System Revenue

## How was your school system funded?<sup>1</sup>



\$10,631,116	STATE	54%
\$6,407,682	FEDERAL	33%
\$2,591,263	LOCAL	13%
<b>\$893,540</b>	Local 10-Mill Match	
<b>\$1,697,723</b>	AVAILABLE LOCAL REVENUE	

### VALUE OF 1-MILL For Your School System

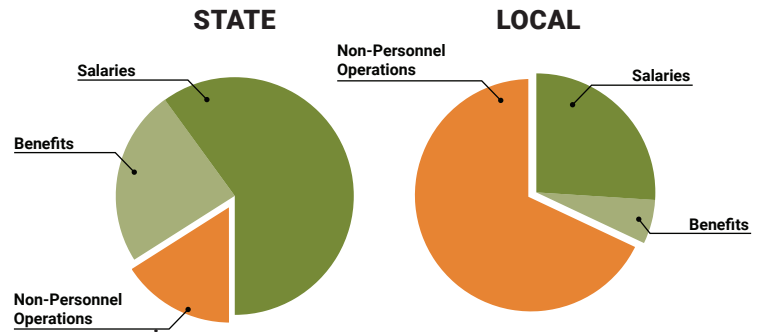
**\$89,354**

# School System Spending

## How did your school system spend state & local dollars?<sup>1</sup>

	STATE SPENDING <sup>2,3</sup>	LOCAL SPENDING <sup>2</sup>
Salaries	\$5,818,375	\$250,455
Benefits	\$2,330,577	\$59,650
Non-Personnel Operations	\$1,595,549	\$657,190
<b>TOTAL</b>	<b>\$9,744,500</b>	<b>\$967,294</b>

<sup>1</sup> Revenues and expenditures may contain nominal variances due to rounding  
<sup>2</sup> Does not include debt service or capital outlay  
<sup>3</sup> Includes 10-mill match  
<sup>4</sup> Such as utilities, operations & maintenance, etc.



**Only 16% of state funding is available for non-personnel expenditures<sup>4</sup>**

# Instructional Support



# Educational Advancement & Technology Fund<sup>5</sup>



<sup>5</sup> These one-time supplemental funds may be used for repairs and deferred maintenance, capital outlay, classroom instructional supplies, insurance for facilities, transportation, technology and school safety. For FY23, there was no EAT allocation for school systems.

# System Debt

<b>TOTAL DEBT<sup>6</sup></b>	<b>DEBT PER STUDENT</b>
<b>\$4,591,378</b>	<b>\$4,453</b>

<sup>6</sup> The debt totals in system audit reports may differ due to audit adjustments.



ALABAMA ASSOCIATION OF SCHOOL BOARDS

Sally Smith, J.D.  
Executive Director

Tracey A. Meyer  
Governmental Relations Coordinator

43 South Jackson Street  
Montgomery, Alabama 36104

1-800-562-0601 | AlabamaSchoolBoards.org

@AlaSchoolBoards Facebook.com/AlabamaSchoolBoards