



MONTGOMERY COUNTY SCHOOL SYSTEM SNAPSHOT: 2024 EDITION*

P.O. Box 1991 | Montgomery, AL 36102 | (334) 223-6710

Superintendent Dr. Melvin Brown

Board Members Dr. Brenda Deramus-Coleman, Cassandra Brown, Pamela Cloud, Dr. Lesa Keith, Claudia Mitchell, Pamela Portis, Arica Watkins-Smith

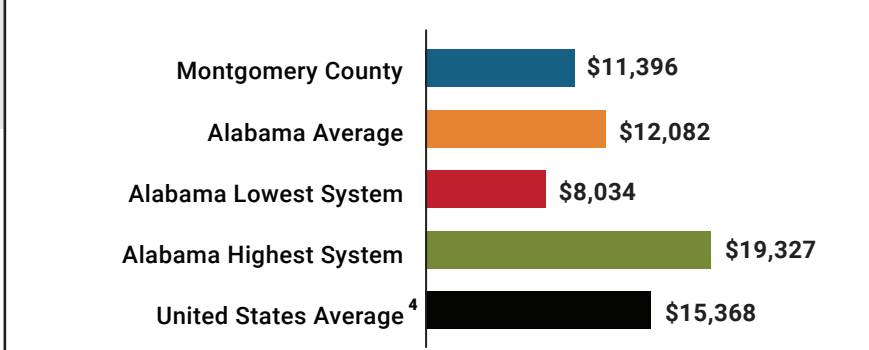
\$18,905,641
Cost of One Month's Operation/General Fund

4.46
Number of Months Reserve Balance

By the Numbers

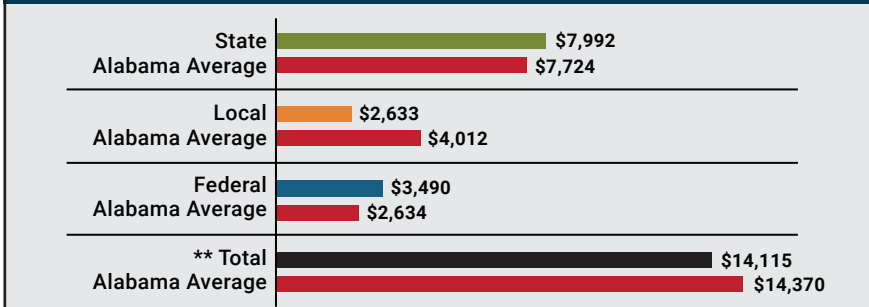
	Schools ¹	50
	Students/ADM ²	26,382
	Free & Reduced Lunch	60%
	Community Eligibility Program	65%
	Number of Route Buses ³	191
	Buses 10 yrs. old or less.....	92%
	Students Bused.....	8,923
	Full-Time Employees	3,543
	Teachers.....	1,770
	Principals/Assistant Principals.....	107
	Counselors.....	61
	Librarians.....	48
	Other Certified Employees.....	151
	Support Personnel.....	1,406

Total Per-Pupil Expenditures (PPE)



Per-Pupil Revenue Sources

Montgomery County Revenue Sources



**Total Revenue Among 138 School Systems

78 STATE RANK

88 LOCAL RANK

41 FEDERAL RANK

OVERALL SYSTEM RANK 75

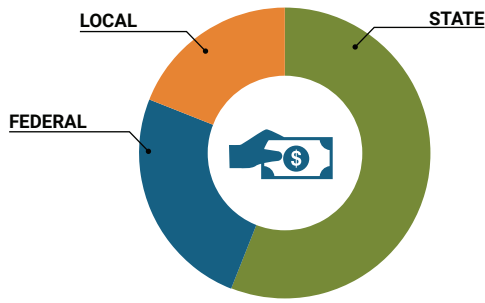
LEAs with a substantial increase in reported ADM may show lower rankings since additional revenues reflecting those increases in ADM are not received until the following fiscal year.

¹ Schools with enrollment, including Alternative and Career Technical Education
² Average Daily Membership (includes virtual students)
³ Data collected in 2022 and used for FY24 funding
⁴ 2022-2023 NEA Rankings of the States

*** THIS REPORT INCLUDES FISCAL YEAR 2022 DATA**

School System Revenue

How was your school system funded?¹



\$210,848,398	STATE	56%
\$92,060,671	FEDERAL	25%
\$72,389,124	LOCAL	19%
— \$25,846,490	Local 10-Mill Match	
\$46,542,634	AVAILABLE LOCAL REVENUE	

VALUE OF 1-MILL
For Your School System

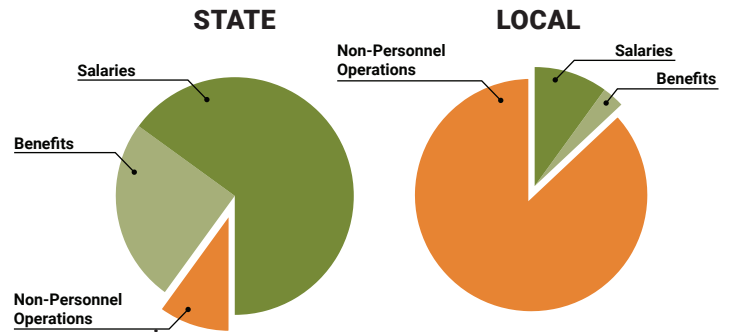
\$2,584,649

School System Spending

How did your school system spend state & local dollars?¹

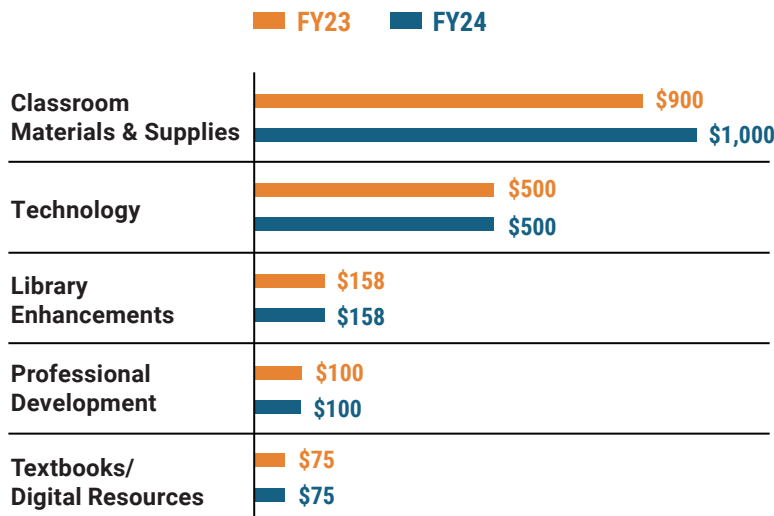
	STATE SPENDING ^{2,3}	LOCAL SPENDING ²
Salaries	\$137,450,554	\$2,573,930
Benefits	\$52,364,745	\$589,249
Non-Personnel Operations	\$20,602,070	\$21,486,550
TOTAL	\$210,417,369	\$24,649,730

- ¹ Revenues and expenditures may contain nominal variances due to rounding
² Does not include debt service or capital outlay
³ Includes 10-mill match
⁴ Such as utilities, operations & maintenance, etc.



Only 10% of state funding is available for non-personnel expenditures⁴

Instructional Support



Educational Advancement & Technology Fund⁵



⁵ These one-time supplemental funds may be used for repairs and deferred maintenance, capital outlay, classroom instructional supplies, insurance for facilities, transportation, technology and school safety. For FY23, there was no EAT allocation for school systems.

System Debt

TOTAL DEBT⁶	DEBT PER STUDENT
\$63,115,756	\$2,392

⁶ The debt totals in system audit reports may differ due to audit adjustments.



ALABAMA
ASSOCIATION OF
SCHOOL BOARDS

Sally Smith, J.D.
Executive Director

Tracey A. Meyer
Governmental Relations Coordinator

43 South Jackson Street
Montgomery, Alabama 36104

1-800-562-0601 | AlabamaSchoolBoards.org

@AlaSchoolBoards Facebook.com/AlabamaSchoolBoards