



LIMESTONE COUNTY

SCHOOL SYSTEM SNAPSHOT: 2024 EDITION*

300 S. Jefferson Street | Athens, AL 35611 | (256) 998-5241

Superintendent

Dr. Randy Shearouse

Board Members

Ronald Christ, Dr. Belinda Maples, Earl Glaze, Antonia Green-Fuqua, Anthony Hilliard, Gretta Kilgore, Bradley Young

\$9,137,876
Cost of One Month's
Operation/General Fund

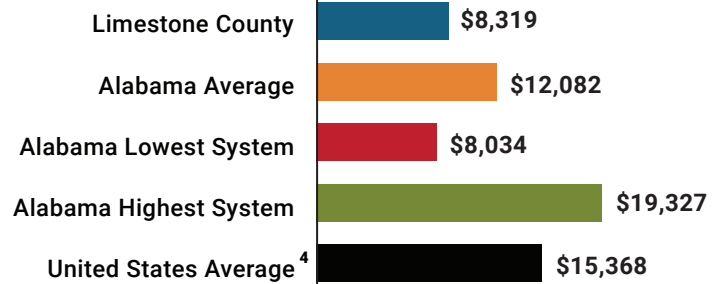
3.21
Number of Months
Reserve Balance

By the Numbers

	Schools ¹	17
	Students/ADM ²	14,581
	Free & Reduced Lunch.....	45%
	Community Eligibility Program.....	26%
	Number of Route Buses ³	111
	Buses 10 yrs. old or less.....	100%
	Students Bused.....	4,146
	Full-Time Employees.....	1,117
	Teachers.....	549
	Principals/ Assistant Principals.....	31
	Counselors.....	23
	Librarians.....	16
	Other Certified Employees.....	41
	Support Personnel.....	457

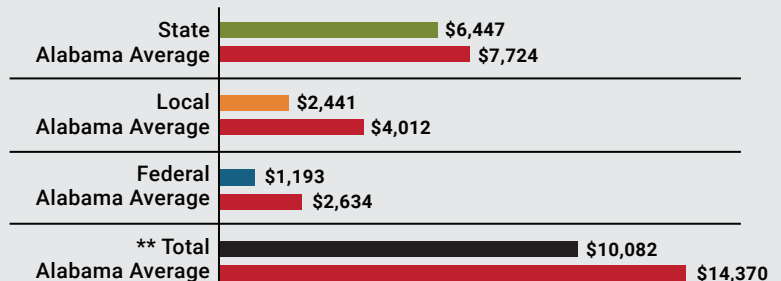
¹ Schools with enrollment, including Alternative and Career Technical Education
² Average Daily Membership (includes virtual students)
³ Data collected in 2022 and used for FY24 funding
⁴ 2022-2023 NEA Rankings of the States

Total Per-Pupil Expenditures (PPE)



Per-Pupil Revenue Sources

Limestone County Revenue Sources



**Total Revenue Among 138 School Systems



135
STATE
RANK

106
LOCAL
RANK

133
FEDERAL
RANK

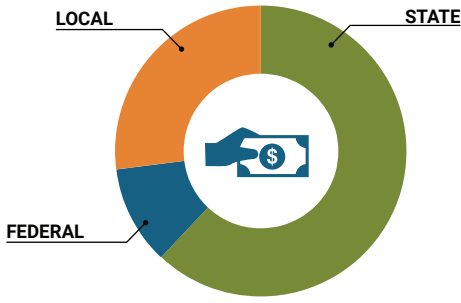
OVERALL SYSTEM RANK 138

LEAs with a substantial increase in reported ADM may show lower rankings since additional revenues reflecting those increases in ADM are not received until the following fiscal year.

* THIS REPORT INCLUDES FISCAL YEAR 2022 DATA

School System Revenue

How was your school system funded?¹



\$94,010,311	STATE	62%
\$17,401,018	FEDERAL	11%
\$40,361,373	LOCAL	27%
— \$5,639,740	Local 10-Mill Match	
\$34,721,633	AVAILABLE LOCAL REVENUE	

VALUE OF 1-MILL
For Your School System

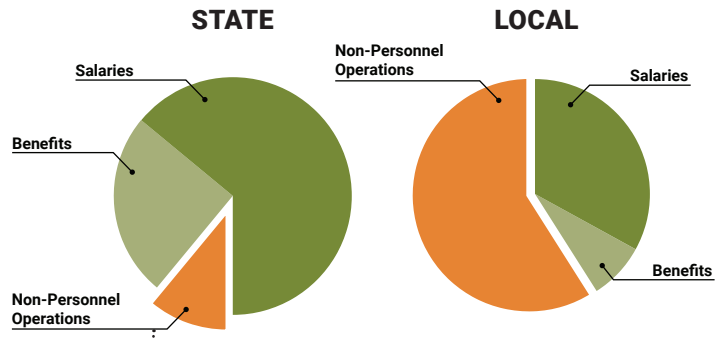
\$563,974

School System Spending

How did your school system spend state & local dollars?¹

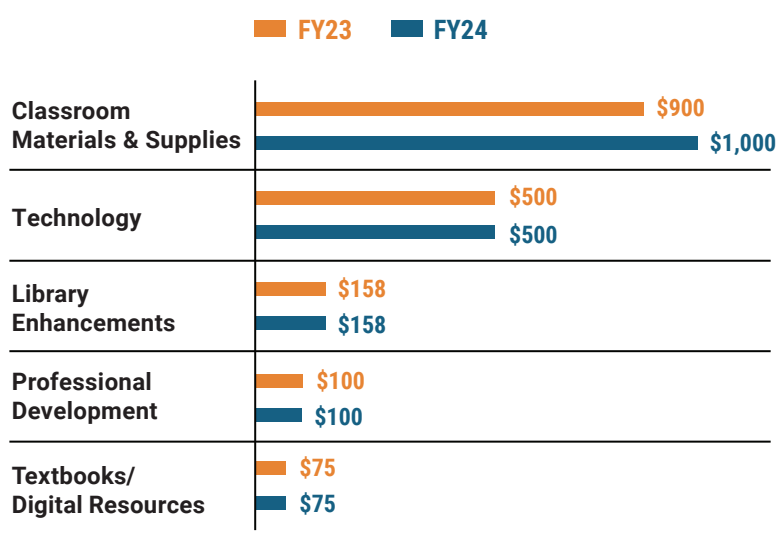
	STATE SPENDING ^{2,3}	LOCAL SPENDING ²
Salaries	\$60,284,543	\$4,670,906
Benefits	\$23,565,610	\$1,187,086
Non-Personnel Operations	\$10,258,289	\$8,373,428
TOTAL	\$94,108,442	\$14,231,420

¹ Revenues and expenditures may contain nominal variances due to rounding
² Does not include debt service or capital outlay
³ Includes 10-mill match
⁴ Such as utilities, operations & maintenance, etc.



Only 11% of state funding is available for non-personnel expenditures⁴

Instructional Support



Educational Advancement & Technology Fund⁵



⁵ These one-time supplemental funds may be used for repairs and deferred maintenance, capital outlay, classroom instructional supplies, insurance for facilities, transportation, technology and school safety. For FY23, there was no EAT allocation for school systems.

System Debt

TOTAL DEBT⁶	DEBT PER STUDENT
\$71,167,183	\$4,881

⁶ The debt totals in system audit reports may differ due to audit adjustments.