



GREENE COUNTY

SCHOOL SYSTEM SNAPSHOT: 2024 EDITION*

220 Main Street | Eutaw, AL 35462 | (205) 372-3109

Superintendent

Dr. Corey Jones

Board Members

Leo Branch, Sr., Carrie Dancy, Robert Davis, Jr., Brandon Meriwether, Veronica Richardson



\$999,480

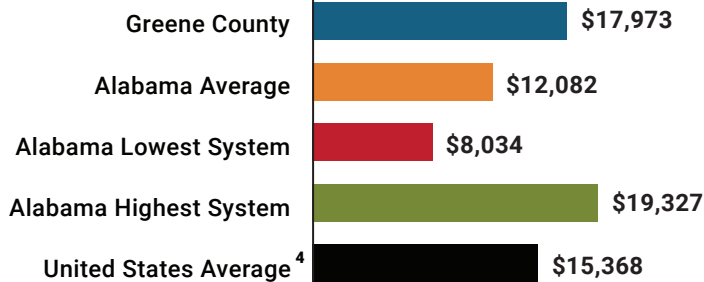
Cost of One Month's Operation/General Fund



4.73

Number of Months Reserve Balance

Total Per-Pupil Expenditures (PPE)

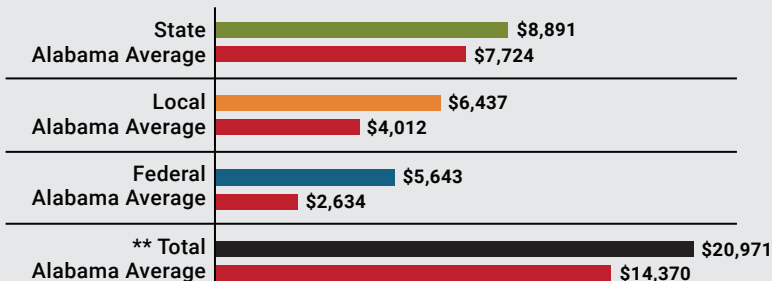


By the Numbers

	Schools ¹	5
	Students/ADM ²	889
	Free & Reduced Lunch	64%
	Community Eligibility Program	73%
	Number of Route Buses ³	19
	Buses 10 yrs. old or less	68%
	Students Bused	644
	Full-Time Employees	170
	Teachers	72
	Principals/Assistant Principals	5
	Counselors	4
	Librarians	3
	Other Certified Employees	12
	Support Personnel	74

Per-Pupil Revenue Sources

Greene County Revenue Sources



**Total Revenue Among 138 School Systems



24
STATE RANK

13
LOCAL RANK

9
FEDERAL RANK

OVERALL SYSTEM RANK 2

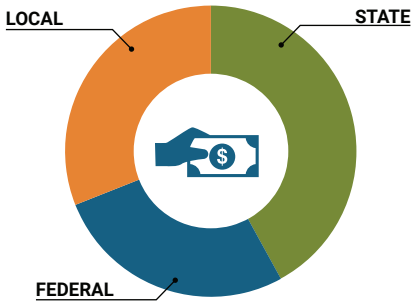
LEAs with a substantial increase in reported ADM may show lower rankings since additional revenues reflecting those increases in ADM are not received until the following fiscal year.

¹ Schools with enrollment, including Alternative and Career Technical Education
² Average Daily Membership (includes virtual students)
³ Data collected in 2022 and used for FY24 funding
⁴ 2022-2023 NEA Rankings of the States

* THIS REPORT INCLUDES FISCAL YEAR 2022 DATA

School System Revenue

How was your school system funded?¹



\$7,904,143	STATE	42%
\$5,016,474	FEDERAL	27%
\$5,888,551	LOCAL	31%
— \$1,470,030	Local 10-Mill Match	
\$4,418,521	AVAILABLE LOCAL REVENUE	

VALUE OF 1-MILL For Your School System

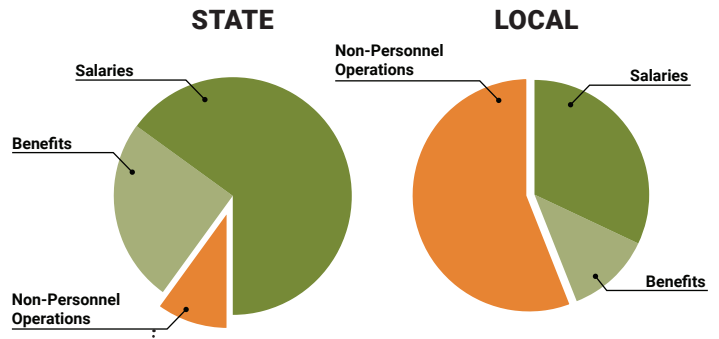


School System Spending

How did your school system spend state & local dollars?¹

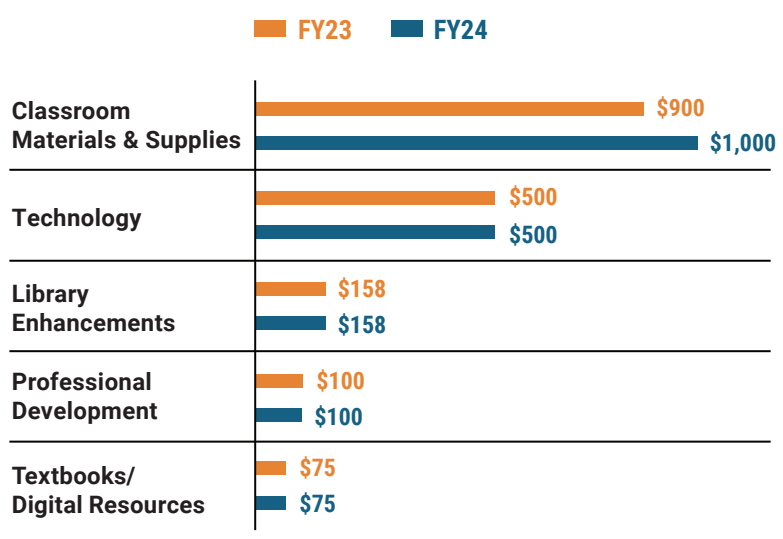
	STATE SPENDING ^{2,3}	LOCAL SPENDING ²
Salaries	\$5,642,624	\$776,269
Benefits	\$2,201,313	\$296,724
Non-Personnel Operations	\$831,780	\$1,383,140
TOTAL	\$8,675,717	\$2,456,132

¹ Revenues and expenditures may contain nominal variances due to rounding
² Does not include debt service or capital outlay
³ Includes 10-mill match
⁴ Such as utilities, operations & maintenance, etc.



Only 10% of state funding is available for non-personnel expenditures⁴

Instructional Support



Educational Advancement & Technology Fund⁵



⁵ These one-time supplemental funds may be used for repairs and deferred maintenance, capital outlay, classroom instructional supplies, insurance for facilities, transportation, technology and school safety. For FY23, there was no EAT allocation for school systems.

System Debt

TOTAL DEBT⁶	DEBT PER STUDENT
\$19,145,000	\$21,535

⁶ The debt totals in system audit reports may differ due to audit adjustments.



Sally Smith, J.D.
Executive Director

Tracey A. Meyer
Governmental Relations Coordinator

43 South Jackson Street
Montgomery, Alabama 36104

1-800-562-0601 | AlabamaSchoolBoards.org

[@AlaSchoolBoards](https://twitter.com/AlaSchoolBoards) [Facebook.com/AlabamaSchoolBoards](https://facebook.com/AlabamaSchoolBoards)