



CRENSHAW COUNTY

SCHOOL SYSTEM SNAPSHOT: 2024 EDITION*

183 Votec Drive | Luverne, AL 36049 | (334) 335-6519


Superintendent

Dodd Hawthorne






Board Members

Sheri Claybrook, Steven Jackson, Steve Hermeling, Sterling Sasser, Annie Zeigler

 **\$1,598,918**
Cost of One Month's
Operation/General Fund

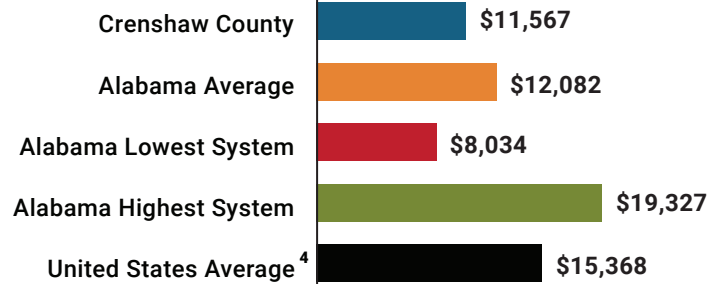
 **4.64**
Number of Months
Reserve Balance

By the Numbers

	Schools ¹	4
	Students/ADM ²	2,150
	Free & Reduced Lunch.....	46%
	Community Eligibility Program.....	51%
	Number of Route Buses ³	27
	Buses 10 yrs. old or less.....	74%
	Students Bused.....	964
	Full-Time Employees.....	298
	Teachers.....	157
	Principals/ Assistant Principals.....	8
	Counselors.....	7
	Librarians.....	3
	Other Certified Employees.....	8
	Support Personnel.....	115

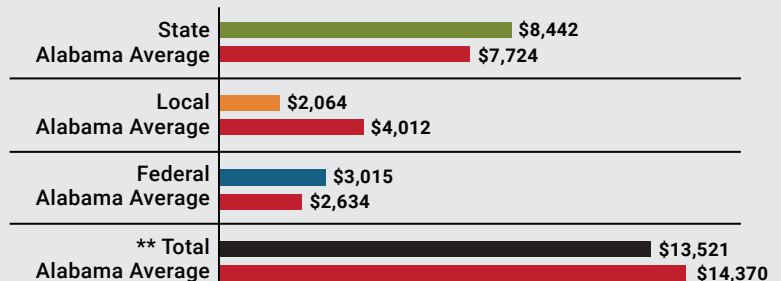
¹ Schools with enrollment, including Alternative and Career Technical Education
² Average Daily Membership (includes virtual students)
³ Data collected in 2022 and used for FY24 funding
⁴ 2022-2023 NEA Rankings of the States

Total Per-Pupil Expenditures (PPE)



Per-Pupil Revenue Sources

Crenshaw County Revenue Sources



**Total Revenue Among 138 School Systems



46
STATE
RANK

124
LOCAL
RANK

57
FEDERAL
RANK

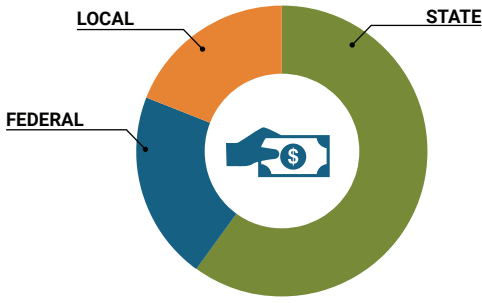
OVERALL SYSTEM RANK 100

LEAs with a substantial increase in reported ADM may show lower rankings since additional revenues reflecting those increases in ADM are not received until the following fiscal year.

* THIS REPORT INCLUDES FISCAL YEAR 2022 DATA

School System Revenue

How was your school system funded?¹



\$18,149,858	STATE	60%
\$6,482,222	FEDERAL	21%
\$5,751,411	LOCAL	19%
— \$1,654,330	Local 10-Mill Match	
\$4,097,081	AVAILABLE LOCAL REVENUE	

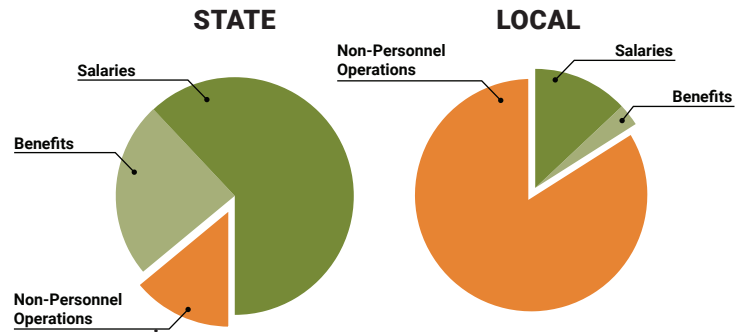
VALUE OF 1-MILL
For Your School System

\$165,433

School System Spending

How did your school system spend state & local dollars?¹

	STATE SPENDING ^{2,3}	LOCAL SPENDING ²
Salaries	\$11,161,513	\$310,127
Benefits	\$4,354,480	\$72,584
Non-Personnel Operations	\$2,357,275	\$2,037,521
TOTAL	\$17,873,268	\$2,420,233



Only 13% of state funding is available for non-personnel expenditures⁴

¹ Revenues and expenditures may contain nominal variances due to rounding
² Does not include debt service or capital outlay
³ Includes 10-mill match
⁴ Such as utilities, operations & maintenance, etc.

Instructional Support



Educational Advancement & Technology Fund⁵



⁵ These one-time supplemental funds may be used for repairs and deferred maintenance, capital outlay, classroom instructional supplies, insurance for facilities, transportation, technology and school safety. For FY23, there was no EAT allocation for school systems.

System Debt

TOTAL DEBT⁶	DEBT PER STUDENT
\$5,895,367	\$2,742

⁶ The debt totals in system audit reports may differ due to audit adjustments.



ALABAMA
ASSOCIATION OF
SCHOOL BOARDS

Sally Smith, J.D.
Executive Director

Tracey A. Meyer
Governmental Relations Coordinator

43 South Jackson Street
Montgomery, Alabama 36104

1-800-562-0601 | AlabamaSchoolBoards.org

@AlaSchoolBoards Facebook.com/AlabamaSchoolBoards