



CHOCTAW COUNTY

SCHOOL SYSTEM SNAPSHOT: 2024 EDITION*

107 Tom Orr Drive | Butler, AL 36904 | (205) 459-3031

Superintendent

Dr. Jacqui James

Board Members

Isaac Johnson, Jr., Randy Gibson, Thomas Campbell, Beverly Skinner, James Studdard

\$1,029,216
Cost of One Month's
Operation/General Fund

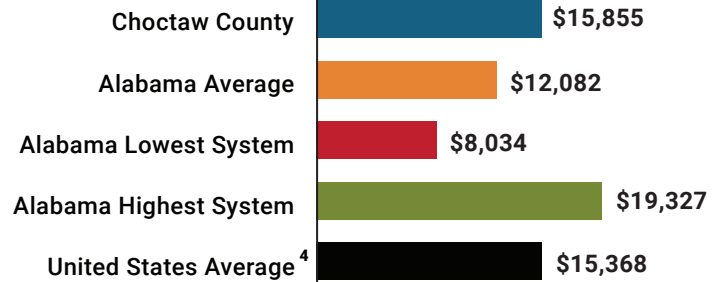
1.80
Number of Months
Reserve Balance

By the Numbers

	Schools ¹	4
	Students/ADM ²	1,013
	Free & Reduced Lunch.....	64%
	Community Eligibility Program.....	69%
	Number of Route Buses ³	28
	Buses 10 yrs. old or less.....	96%
	Students Bused.....	766
	Full-Time Employees.....	201
	Teachers.....	81
	Principals/ Assistant Principals.....	8
	Counselors.....	4
	Librarians.....	4
	Other Certified Employees.....	7
	Support Personnel.....	97

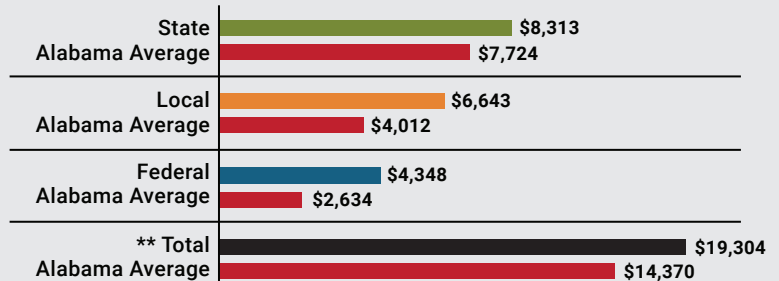
¹ Schools with enrollment, including Alternative and Career Technical Education
² Average Daily Membership (includes virtual students)
³ Data collected in 2022 and used for FY24 funding
⁴ 2022-2023 NEA Rankings of the States

Total Per-Pupil Expenditures (PPE)



Per-Pupil Revenue Sources

Choctaw County Revenue Sources



**Total Revenue Among 138 School Systems



55
STATE
RANK

12
LOCAL
RANK

17
FEDERAL
RANK

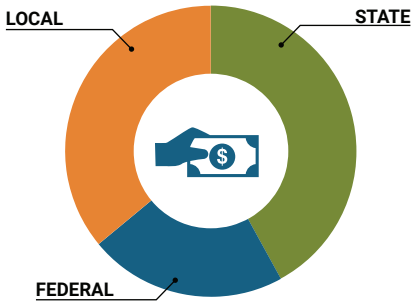
OVERALL SYSTEM RANK 6

LEAs with a substantial increase in reported ADM may show lower rankings since additional revenues reflecting those increases in ADM are not received until the following fiscal year.

* THIS REPORT INCLUDES FISCAL YEAR 2022 DATA

School System Revenue

How was your school system funded?¹



\$8,421,541	STATE	42%
\$4,404,629	FEDERAL	22%
\$7,235,163	LOCAL	36%
— \$2,652,680	Local 10-Mill Match	
\$4,582,483	AVAILABLE LOCAL REVENUE	

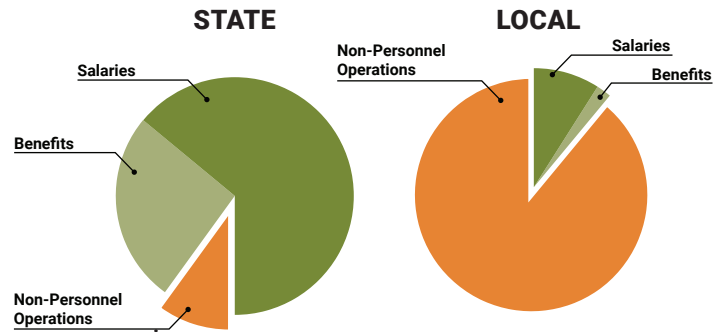
VALUE OF 1-MILL For Your School System



School System Spending

How did your school system spend state & local dollars?¹

	STATE SPENDING ^{2,3}	LOCAL SPENDING ²
Salaries	\$6,462,533	\$205,211
Benefits	\$2,607,965	\$53,849
Non-Personnel Operations	\$1,060,458	\$2,025,332
TOTAL	\$10,130,956	\$2,284,393



Only 10% of state funding is available for non-personnel expenditures⁴

¹ Revenues and expenditures may contain nominal variances due to rounding
² Does not include debt service or capital outlay
³ Includes 10-mill match
⁴ Such as utilities, operations & maintenance, etc.

Instructional Support



Educational Advancement & Technology Fund⁵



⁵ These one-time supplemental funds may be used for repairs and deferred maintenance, capital outlay, classroom instructional supplies, insurance for facilities, transportation, technology and school safety. For FY23, there was no EAT allocation for school systems.

System Debt

TOTAL DEBT⁶	DEBT PER STUDENT
\$6,802,406	\$6,715

⁶ The debt totals in system audit reports may differ due to audit adjustments.



ALABAMA ASSOCIATION OF SCHOOL BOARDS

Sally Smith, J.D.
Executive Director

Tracey A. Meyer
Governmental Relations Coordinator

43 South Jackson Street
Montgomery, Alabama 36104

1-800-562-0601 | AlabamaSchoolBoards.org

@AlaSchoolBoards Facebook.com/AlabamaSchoolBoards