



CHILTON COUNTY

SCHOOL SYSTEM SNAPSHOT: 2024 EDITION*


1705 Lay Dam Road | Clanton, AL 35405 | (205) 280-3000


Superintendent

Corey Clements






Board Members

Pam Price, Christopher Smith, Diane Calloway, Brad Carter, Keith Moore, Lori Patterson, Jacqueline Sullivan

 **\$5,261,133**
Cost of One Month's
Operation/General Fund

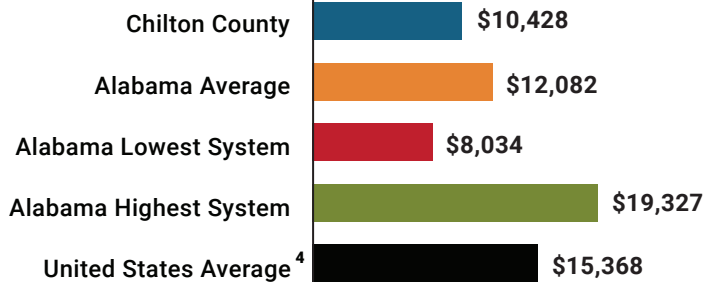
 **3.48**
Number of Months
Reserve Balance

By the Numbers

	Schools ¹	13
	Students/ADM ²	7,348
	Free & Reduced Lunch.....	57%
	Community Eligibility Program.....	42%
	Number of Route Buses ³	92
	Buses 10 yrs. old or less.....	100%
	Students Bused.....	3,320
	Full-Time Employees.....	922
	Teachers.....	469
	Principals/ Assistant Principals.....	27
	Counselors.....	20
	Librarians.....	11
	Other Certified Employees.....	21
	Support Personnel.....	374

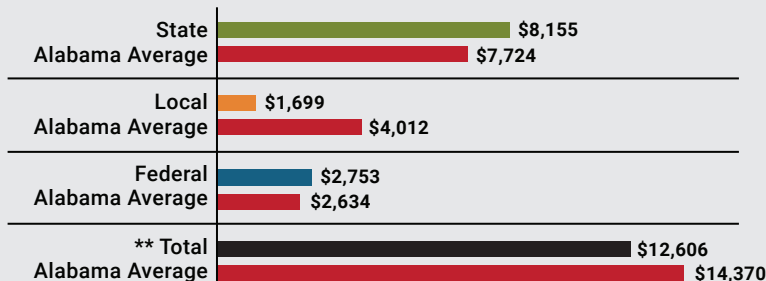
¹ Schools with enrollment, including Alternative and Career Technical Education
² Average Daily Membership (includes virtual students)
³ Data collected in 2022 and used for FY24 funding
⁴ 2022-2023 NEA Rankings of the States

Total Per-Pupil Expenditures (PPE)



Per-Pupil Revenue Sources

Chilton County Revenue Sources



**Total Revenue Among 138 School Systems



66
STATE
RANK

132
LOCAL
RANK

70
FEDERAL
RANK

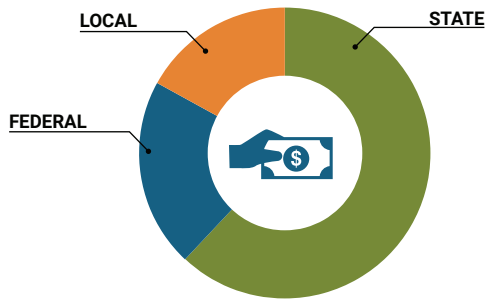
OVERALL SYSTEM RANK 123

LEAs with a substantial increase in reported ADM may show lower rankings since additional revenues reflecting those increases in ADM are not received until the following fiscal year.

* THIS REPORT INCLUDES FISCAL YEAR 2022 DATA

School System Revenue

How was your school system funded?¹



\$59,921,365	STATE	62%
\$20,225,475	FEDERAL	21%
\$16,061,861	LOCAL	17%
— \$4,836,140	Local 10-Mill Match	
\$11,225,721	AVAILABLE LOCAL REVENUE	

VALUE OF 1-MILL For Your School System

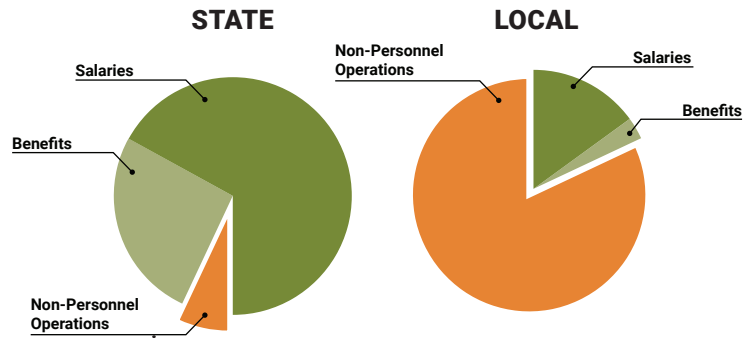


School System Spending

How did your school system spend state & local dollars?¹

	STATE SPENDING ^{2,3}	LOCAL SPENDING ²
Salaries	\$36,211,911	\$1,369,863
Benefits	\$14,012,698	\$250,523
Non-Personnel Operations	\$3,500,637	\$7,620,216
TOTAL	\$53,725,246	\$9,240,602

¹ Revenues and expenditures may contain nominal variances due to rounding
² Does not include debt service or capital outlay
³ Includes 10-mill match
⁴ Such as utilities, operations & maintenance, etc.



Only 7% of state funding is available for non-personnel expenditures⁴

Instructional Support



Educational Advancement & Technology Fund⁵



⁵ These one-time supplemental funds may be used for repairs and deferred maintenance, capital outlay, classroom instructional supplies, insurance for facilities, transportation, technology and school safety. For FY23, there was no EAT allocation for school systems.

System Debt

TOTAL DEBT⁶	DEBT PER STUDENT
\$7,346,910	\$1,000

⁶ The debt totals in system audit reports may differ due to audit adjustments.



ALABAMA ASSOCIATION OF SCHOOL BOARDS

Sally Smith, J.D.
Executive Director

Tracey A. Meyer
Governmental Relations Coordinator

43 South Jackson Street
Montgomery, Alabama 36104

1-800-562-0601 | AlabamaSchoolBoards.org

@AlaSchoolBoards Facebook.com/AlabamaSchoolBoards