



WINFIELD CITY

SCHOOL SYSTEM SNAPSHOT: 2024 EDITION*

P.O. Box 70 | Winfield, AL 35594 | (205) 487-4255

Superintendent

Randy Thomley

Board Members

James Garner, Tommy Bowen, Chris Carothers, Dr. Chad May, Dana Peoples

\$1,030,134
Cost of One Month's
Operation/General Fund

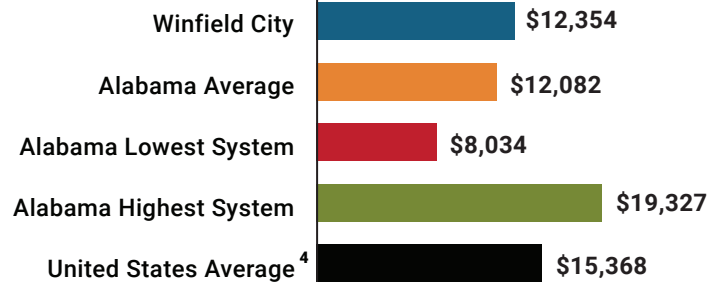
5.88
Number of Months
Reserve Balance

By the Numbers

	Schools ¹	3
	Students/ADM ²	1,204
	Free & Reduced Lunch.....	39%
	Community Eligibility Program.....	31%
	Number of Route Buses ³	9
	Buses 10 yrs. old or less.....	100%
	Students Bused.....	618
	Full-Time Employees.....	168
	Teachers.....	88
	Principals/ Assistant Principals.....	4
	Counselors.....	4
	Librarians.....	3
	Other Certified Employees.....	5
	Support Personnel.....	64

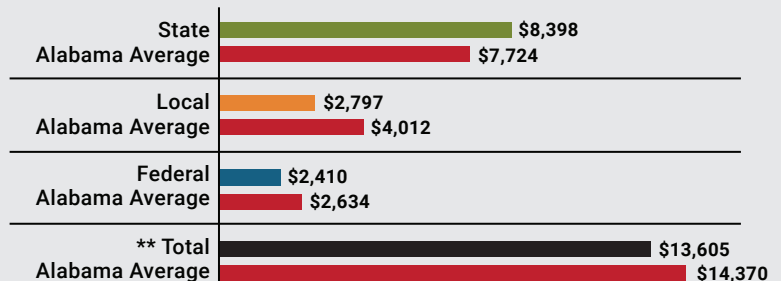
¹ Schools with enrollment, including Alternative and Career Technical Education
² Average Daily Membership (includes virtual students)
³ Data collected in 2022 and used for FY24 funding
⁴ 2022-2023 NEA Rankings of the States

Total Per-Pupil Expenditures (PPE)



Per-Pupil Revenue Sources

Winfield City Revenue Sources



**Total Revenue Among 138 School Systems



48
STATE
RANK

77
LOCAL
RANK

92
FEDERAL
RANK

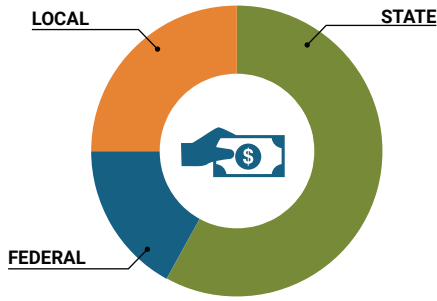
OVERALL SYSTEM RANK 93

LEAs with a substantial increase in reported ADM may show lower rankings since additional revenues reflecting those increases in ADM are not received until the following fiscal year.

* THIS REPORT INCLUDES FISCAL YEAR 2022 DATA

School System Revenue

How was your school system funded?¹



\$10,111,543	STATE	58%
\$2,901,325	FEDERAL	17%
\$4,362,934	LOCAL	25%
\$435,620	Local 10-Mill Match	
\$3,927,314	AVAILABLE LOCAL REVENUE	

VALUE OF 1-MILL For Your School System

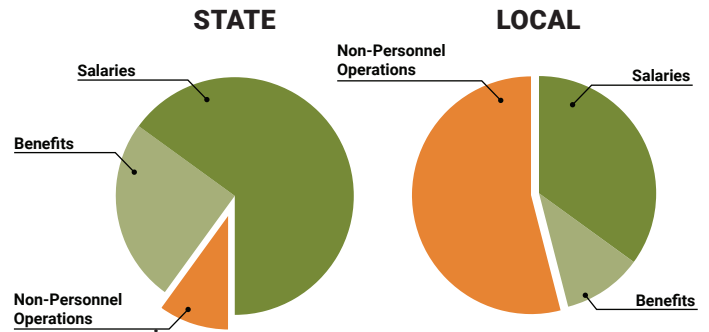
\$43,562

School System Spending

How did your school system spend state & local dollars?¹

	STATE SPENDING ^{2,3}	LOCAL SPENDING ²
Salaries	\$6,095,569	\$1,181,802
Benefits	\$2,316,573	\$376,891
Non-Personnel Operations	\$933,436	\$1,832,374
TOTAL	\$9,345,578	\$3,391,067

¹ Revenues and expenditures may contain nominal variances due to rounding
² Does not include debt service or capital outlay
³ Includes 10-mill match
⁴ Such as utilities, operations & maintenance, etc.



Only 10% of state funding is available for non-personnel expenditures⁴

Instructional Support



Educational Advancement & Technology Fund⁵



⁵ These one-time supplemental funds may be used for repairs and deferred maintenance, capital outlay, classroom instructional supplies, insurance for facilities, transportation, technology and school safety. For FY23, there was no EAT allocation for school systems.

System Debt

TOTAL DEBT⁶ \$2,266,372 **DEBT PER STUDENT \$1,882**

⁶ The debt totals in system audit reports may differ due to audit adjustments.



ALABAMA ASSOCIATION OF SCHOOL BOARDS

Sally Smith, J.D.
Executive Director

Tracey A. Meyer
Governmental Relations Coordinator

43 South Jackson Street
Montgomery, Alabama 36104

1-800-562-0601 | AlabamaSchoolBoards.org

@AlaSchoolBoards Facebook.com/AlabamaSchoolBoards