



PIEDMONT CITY

SCHOOL SYSTEM SNAPSHOT: 2024 EDITION*

502 Hood Street W. | Piedmont, AL 36272 | (256) 447-8831

Superintendent

Mike Hayes

Board Members

Shannon Ray, Franklin Latta, Bruce Adderhold, Kisha Mitchell, Brian Young



\$909,060

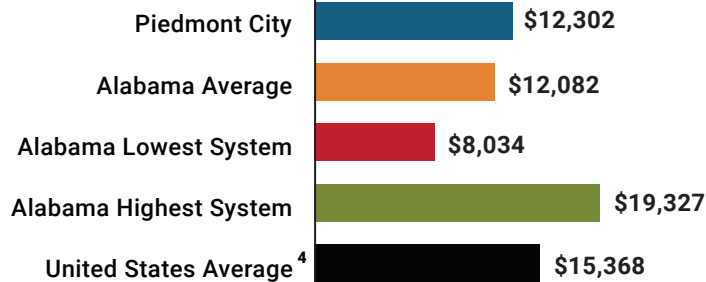
Cost of One Month's
Operation/General Fund



1.80

Number of Months
Reserve Balance

Total Per-Pupil Expenditures (PPE)



By the Numbers



Schools¹..... 3



Students/ADM²..... 1,067



Free & Reduced Lunch..... 63%
Community Eligibility Program..... 48%



Number of Route Buses³..... 0

Buses 10 yrs. old or less..... **0%**

Students Bused..... **0**



Full-Time Employees..... 119

Teachers..... **66**

Principals/
Assistant Principals..... **5**

Counselors..... **3**

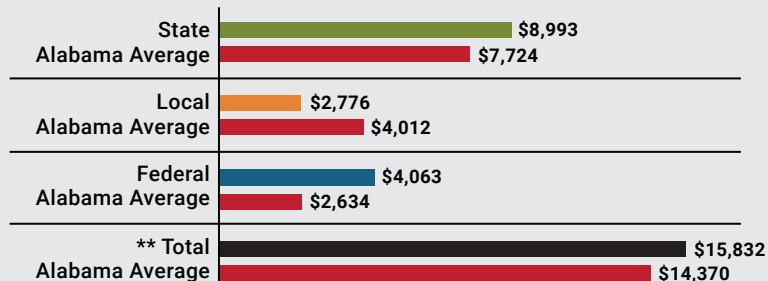
Librarians..... **3**

Other Certified Employees..... **3**

Support Personnel..... **39**

Per-Pupil Revenue Sources

Piedmont City Revenue Sources



**Total Revenue Among 138 School Systems



19
STATE
RANK

79
LOCAL
RANK

25
FEDERAL
RANK

OVERALL SYSTEM RANK 37

LEAs with a substantial increase in reported ADM may show lower rankings since additional revenues reflecting those increases in ADM are not received until the following fiscal year.

¹ Schools with enrollment, including Alternative and Career Technical Education

² Average Daily Membership (includes virtual students)

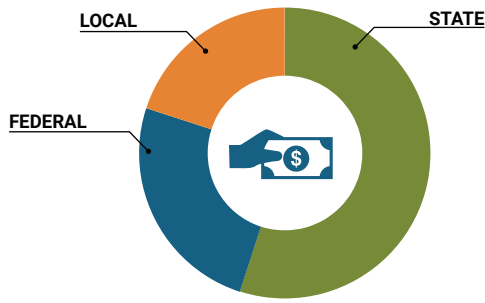
³ Data collected in 2022 and used for FY24 funding

⁴ 2022-2023 NEA Rankings of the States

* THIS REPORT INCLUDES FISCAL YEAR 2022 DATA

School System Revenue

How was your school system funded?¹



\$9,595,431	STATE	55%
\$4,335,470	FEDERAL	25%
\$3,555,828	LOCAL	20%
\$495,480	Local 10-Mill Match	
\$3,060,348	AVAILABLE LOCAL REVENUE	

VALUE OF 1-MILL
For Your School System

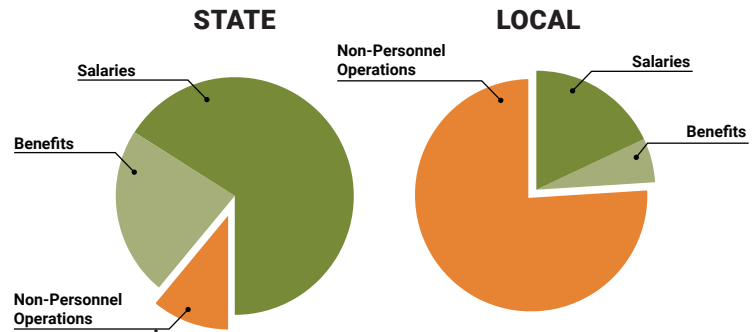
\$49,548

School System Spending

How did your school system spend state & local dollars?¹

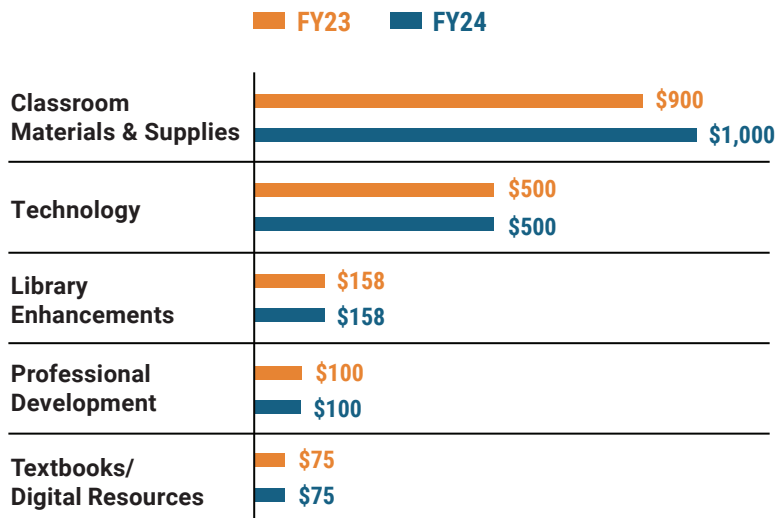
	STATE SPENDING ^{2,3}	LOCAL SPENDING ²
Salaries	\$5,768,207	\$244,237
Benefits	\$2,010,625	\$74,720
Non-Personnel Operations	\$1,016,025	\$1,016,267
TOTAL	\$8,794,857	\$1,335,224

- ¹ Revenues and expenditures may contain nominal variances due to rounding
² Does not include debt service or capital outlay
³ Includes 10-mill match
⁴ Such as utilities, operations & maintenance, etc.



Only 12% of state funding is available for non-personnel expenditures⁴

Instructional Support



Educational Advancement & Technology Fund⁵



⁵ These one-time supplemental funds may be used for repairs and deferred maintenance, capital outlay, classroom instructional supplies, insurance for facilities, transportation, technology and school safety. For FY23, there was no EAT allocation for school systems.

System Debt

TOTAL DEBT⁶ **DEBT PER STUDENT**
\$1,501,000 **\$1,407**

⁶ The debt totals in system audit reports may differ due to audit adjustments.



ALABAMA
ASSOCIATION OF
SCHOOL BOARDS

Sally Smith, J.D.
Executive Director

Tracey A. Meyer
Governmental Relations Coordinator

43 South Jackson Street
Montgomery, Alabama 36104

1-800-562-0601 | AlabamaSchoolBoards.org

@AlaSchoolBoards Facebook.com/AlabamaSchoolBoards