



MIDFIELD CITY

SCHOOL SYSTEM SNAPSHOT: 2024 EDITION*

417 Parkwood Street | Midfield, AL 35228 | (205) 923-2262

Superintendent

Dr. Shun Williams

Board Members

Nathan Williams, Larry Merriweather, Felecia Minor, Regina Pickens, Andrea' Watson



\$948,920

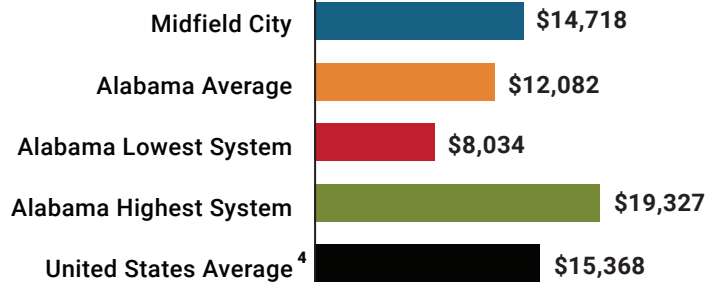
Cost of One Month's Operation/General Fund



1.17

Number of Months Reserve Balance

Total Per-Pupil Expenditures (PPE)

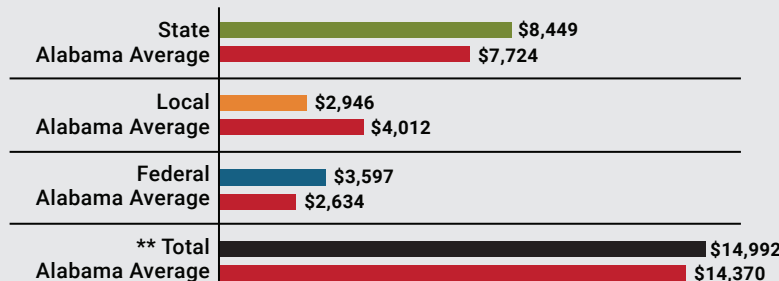


By the Numbers

	Schools ¹	4
	Students/ADM ²	995
	Free & Reduced Lunch	73%
	Community Eligibility Program	79%
	Number of Route Buses ³	8
	Buses 10 yrs. old or less	88%
	Students Bused	329
	Full-Time Employees	137
	Teachers	74
	Principals/Assistant Principals	5
	Counselors	2
	Librarians	1
	Other Certified Employees	5
	Support Personnel	50

Per-Pupil Revenue Sources

Midfield City Revenue Sources



**Total Revenue Among 138 School Systems



45
STATE RANK

68
LOCAL RANK

38
FEDERAL RANK

OVERALL SYSTEM RANK 49

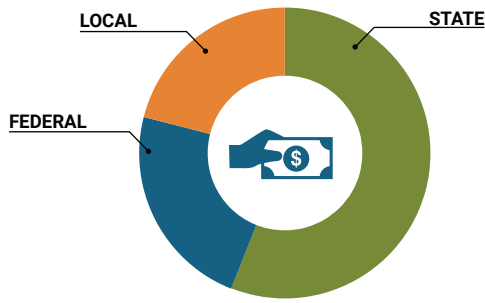
LEAs with a substantial increase in reported ADM may show lower rankings since additional revenues reflecting those increases in ADM are not received until the following fiscal year.

¹ Schools with enrollment, including Alternative and Career Technical Education
² Average Daily Membership (includes virtual students)
³ Data collected in 2022 and used for FY24 funding
⁴ 2022-2023 NEA Rankings of the States

* THIS REPORT INCLUDES FISCAL YEAR 2022 DATA

School System Revenue

How was your school system funded?¹



\$8,406,580	STATE	56%
\$3,579,512	FEDERAL	24%
\$3,155,782	LOCAL	21%
\$272,060	Local 10-Mill Match	
\$2,883,722	AVAILABLE LOCAL REVENUE	

VALUE OF 1-MILL For Your School System

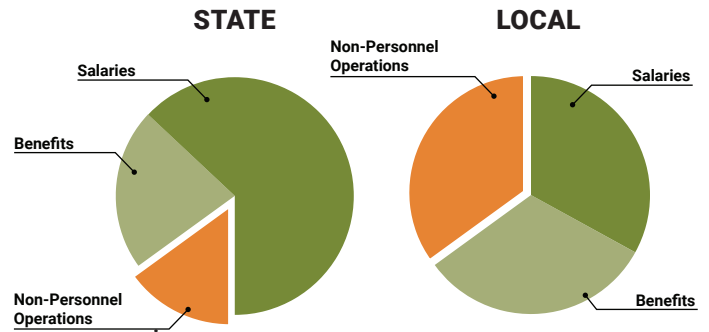
\$27,206

School System Spending

How did your school system spend state & local dollars?¹

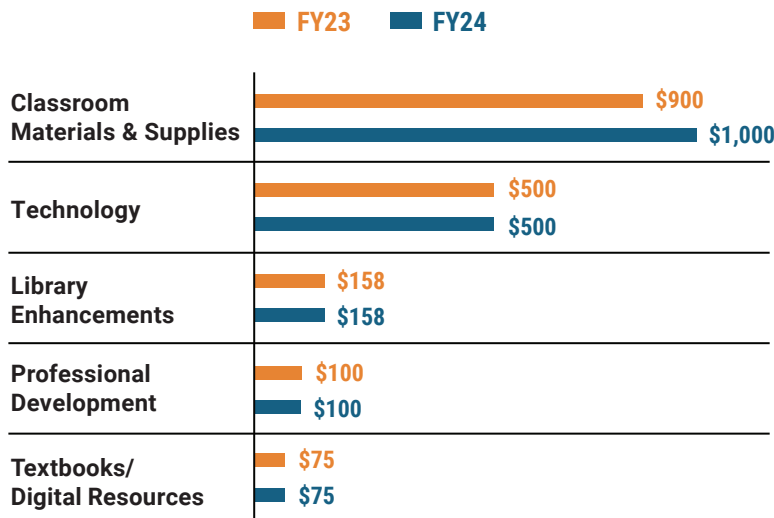
	STATE SPENDING ^{2,3}	LOCAL SPENDING ²
Salaries	\$5,221,769	\$1,001,085
Benefits	\$1,845,878	\$976,242
Non-Personnel Operations	\$1,238,915	\$1,072,393
TOTAL	\$8,306,562	\$3,049,720

- ¹ Revenues and expenditures may contain nominal variances due to rounding
² Does not include debt service or capital outlay
³ Includes 10-mill match
⁴ Such as utilities, operations & maintenance, etc.



Only 15% of state funding is available for non-personnel expenditures⁴

Instructional Support



Educational Advancement & Technology Fund⁵



⁵ These one-time supplemental funds may be used for repairs and deferred maintenance, capital outlay, classroom instructional supplies, insurance for facilities, transportation, technology and school safety. For FY23, there was no EAT allocation for school systems.

System Debt

TOTAL DEBT⁶	DEBT PER STUDENT
\$2,498,296	\$2,511

⁶ The debt totals in system audit reports may differ due to audit adjustments.



ALABAMA ASSOCIATION OF SCHOOL BOARDS

Sally Smith, J.D.
Executive Director

Tracey A. Meyer
Governmental Relations Coordinator

43 South Jackson Street
Montgomery, Alabama 36104

1-800-562-0601 | AlabamaSchoolBoards.org

@AlaSchoolBoards Facebook.com/AlabamaSchoolBoards