



GENEVA CITY

SCHOOL SYSTEM SNAPSHOT: 2024 EDITION*

511 Panther Drive | Geneva, AL 36340 | (334) 684-1090

Superintendent

Ronald Snell

Board Members

Rev. Russell Clausell, Michael Booth, Colby Hidle, Tewanna Marks, Tonya Roney



\$972,847

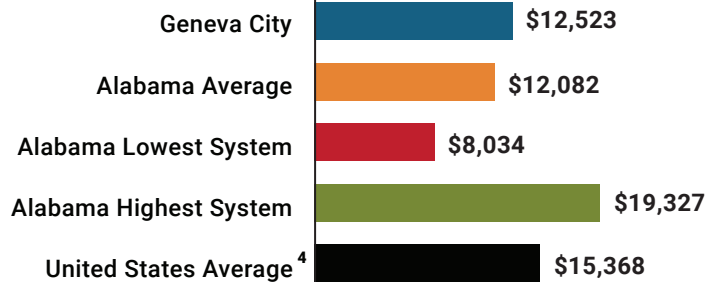
Cost of One Month's Operation/General Fund



2.63

Number of Months Reserve Balance

Total Per-Pupil Expenditures (PPE)



By the Numbers



Schools¹..... 3



Students/ADM²..... 1,198



Free & Reduced Lunch..... 49%
Community Eligibility Program..... 37%



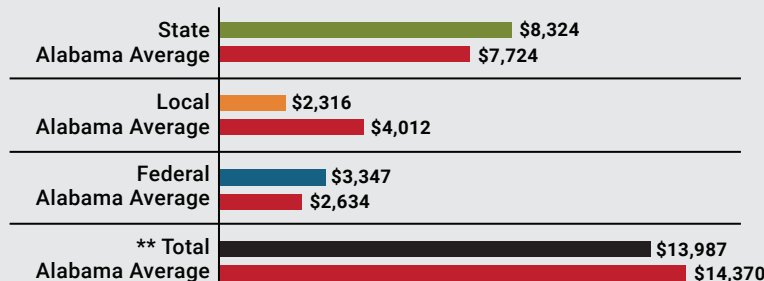
Number of Route Buses³..... 10
Buses 10 yrs. old or less..... **100%**
Students Bused..... **550**



Full-Time Employees..... 158
Teachers..... **90**
Principals/Assistant Principals..... **7**
Counselors..... **3**
Librarians..... **3**
Other Certified Employees..... **5**
Support Personnel..... **50**

Per-Pupil Revenue Sources

Geneva City Revenue Sources



**Total Revenue Among 138 School Systems



52
STATE
RANK

110
LOCAL
RANK

44
FEDERAL
RANK

OVERALL SYSTEM RANK 79

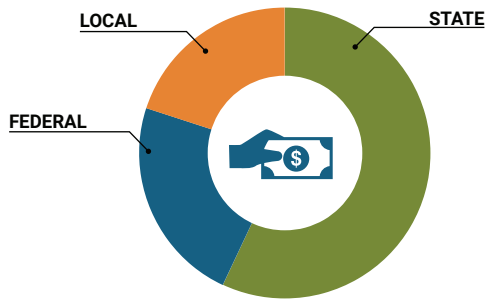
LEAs with a substantial increase in reported ADM may show lower rankings since additional revenues reflecting those increases in ADM are not received until the following fiscal year.

¹ Schools with enrollment, including Alternative and Career Technical Education
² Average Daily Membership (includes virtual students)
³ Data collected in 2022 and used for FY24 funding
⁴ 2022-2023 NEA Rankings of the States

* THIS REPORT INCLUDES FISCAL YEAR 2022 DATA

School System Revenue

How was your school system funded?¹



\$9,971,579	STATE	57%
\$4,010,214	FEDERAL	23%
\$3,531,441	LOCAL	20%
<u>\$459,820</u>	Local 10-Mill Match	
\$3,071,621	AVAILABLE LOCAL REVENUE	

VALUE OF 1-MILL For Your School System

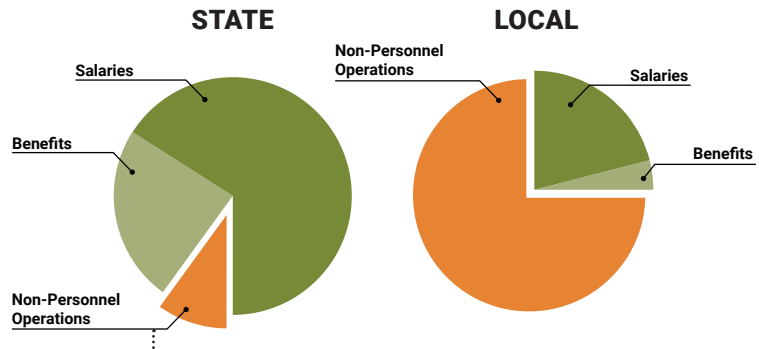


School System Spending

How did your school system spend state & local dollars?¹

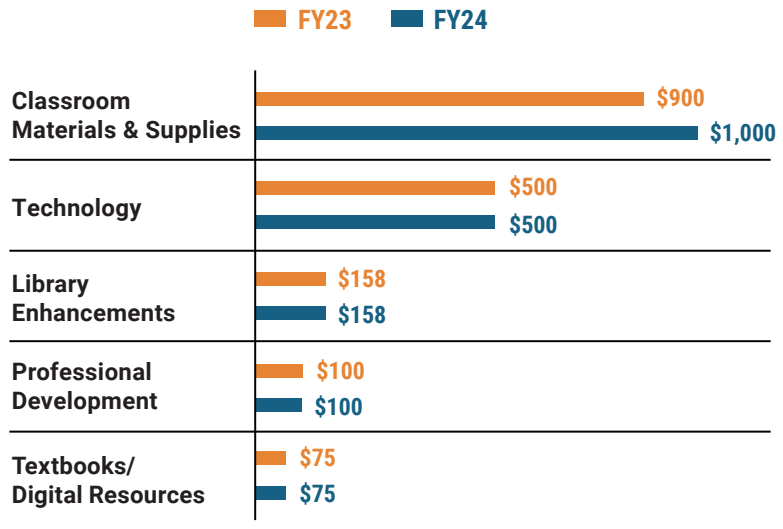
	STATE SPENDING ^{2,3}	LOCAL SPENDING ²
Salaries	\$6,597,929	\$507,482
Benefits	\$2,450,597	\$98,929
Non-Personnel Operations	\$962,231	\$1,757,114
TOTAL	\$10,010,756	\$2,363,525

¹ Revenues and expenditures may contain nominal variances due to rounding
² Does not include debt service or capital outlay
³ Includes 10-mill match
⁴ Such as utilities, operations & maintenance, etc.



Only 10% of state funding is available for non-personnel expenditures⁴

Instructional Support



Educational Advancement & Technology Fund⁵



⁵ These one-time supplemental funds may be used for repairs and deferred maintenance, capital outlay, classroom instructional supplies, insurance for facilities, transportation, technology and school safety. For FY23, there was no EAT allocation for school systems.

System Debt

TOTAL DEBT⁶	DEBT PER STUDENT
\$9,777,186	\$8,161

⁶ The debt totals in system audit reports may differ due to audit adjustments.



Sally Smith, J.D.
Executive Director

Tracey A. Meyer
Governmental Relations Coordinator

43 South Jackson Street
Montgomery, Alabama 36104

1-800-562-0601 | AlabamaSchoolBoards.org

[@AlaSchoolBoards](https://twitter.com/AlaSchoolBoards) [Facebook.com/AlabamaSchoolBoards](https://facebook.com/AlabamaSchoolBoards)