



BOAZ CITY

SCHOOL SYSTEM SNAPSHOT: 2024 EDITION*

126 Newt Parker Drive | Boaz, AL 35957 | (256) 593-8180


Superintendent

Dr. Todd Haynie

Board Members

Allison Brewster, Rhonda Smith, Chad W. Cofield, Sloan Limbaugh, Caleb Williams

 **\$1,950,897**
Cost of One Month's
Operation/General Fund


 **4.24**
Number of Months
Reserve Balance


By the Numbers

 **Schools**¹ 5

 **Students/ADM**² 2,333

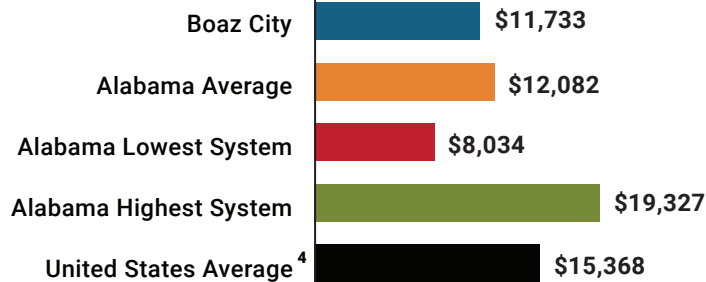
 **Free & Reduced Lunch** 64%
Community Eligibility Program 41%

 **Number of Route Buses**³ 21
Buses 10 yrs. old or less 100%
Students Bused 1,138

 **Full-Time Employees** 298
Teachers 153
Principals/
Assistant Principals 8
Counselors 7
Librarians 5
Other Certified Employees 9
Support Personnel 116

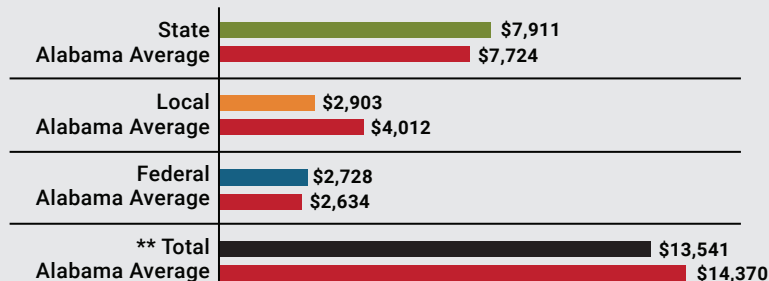
¹ Schools with enrollment, including Alternative and Career Technical Education
² Average Daily Membership (includes virtual students)
³ Data collected in 2022 and used for FY24 funding
⁴ 2022-2023 NEA Rankings of the States

Total Per-Pupil Expenditures (PPE)



Per-Pupil Revenue Sources

Boaz City Revenue Sources



**Total Revenue Among 138 School Systems



81
STATE
RANK

69
LOCAL
RANK

74
FEDERAL
RANK

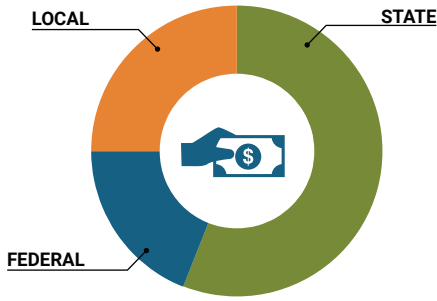
OVERALL SYSTEM RANK 97

LEAs with a substantial increase in reported ADM may show lower rankings since additional revenues reflecting those increases in ADM are not received until the following fiscal year.

* THIS REPORT INCLUDES FISCAL YEAR 2022 DATA

School System Revenue

How was your school system funded?¹



\$18,455,495	STATE	56%
\$6,363,814	FEDERAL	19%
\$8,127,722	LOCAL	25%
— \$1,103,140	Local 10-Mill Match	
\$7,024,582	AVAILABLE LOCAL REVENUE	

VALUE OF 1-MILL For Your School System

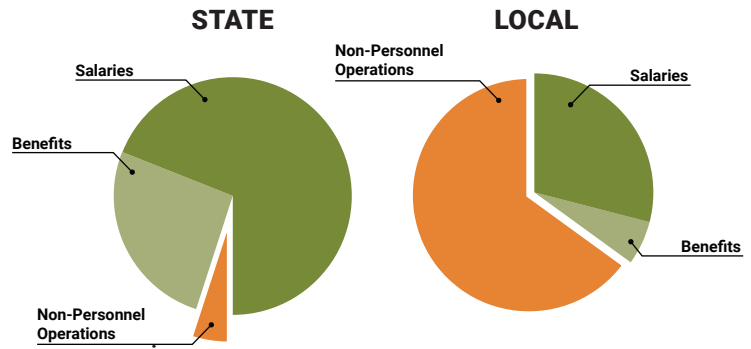


School System Spending

How did your school system spend state & local dollars?¹

	STATE SPENDING ^{2,3}	LOCAL SPENDING ²
Salaries	\$12,072,297	\$1,450,417
Benefits	\$4,621,733	\$311,246
Non-Personnel Operations	\$900,872	\$3,289,960
TOTAL	\$17,594,902	\$5,051,624

¹ Revenues and expenditures may contain nominal variances due to rounding
² Does not include debt service or capital outlay
³ Includes 10-mill match
⁴ Such as utilities, operations & maintenance, etc.



Only 5% of state funding is available for non-personnel expenditures⁴

Instructional Support



Educational Advancement & Technology Fund⁵



⁵ These one-time supplemental funds may be used for repairs and deferred maintenance, capital outlay, classroom instructional supplies, insurance for facilities, transportation, technology and school safety. For FY23, there was no EAT allocation for school systems.

System Debt

TOTAL DEBT⁶	DEBT PER STUDENT
\$15,339,182	\$6,575

⁶ The debt totals in system audit reports may differ due to audit adjustments.



ALABAMA ASSOCIATION OF SCHOOL BOARDS

Sally Smith, J.D.
Executive Director

Tracey A. Meyer
Governmental Relations Coordinator

43 South Jackson Street
Montgomery, Alabama 36104

1-800-562-0601 | AlabamaSchoolBoards.org

@AlaSchoolBoards Facebook.com/AlabamaSchoolBoards