



ALABASTER CITY

SCHOOL SYSTEM SNAPSHOT: 2024 EDITION*


10111 Hwy 119 | Alabaster, AL 35007 | (205) 663-8420


Superintendent

Dr. Wayne Vickers






Board Members

Adam Moseley, Derek Henderson, Misty Johnson, Dr. Kristalyn Lee, Dr. John Myrick

 **\$5,698,235**
Cost of One Month's
Operation/General Fund

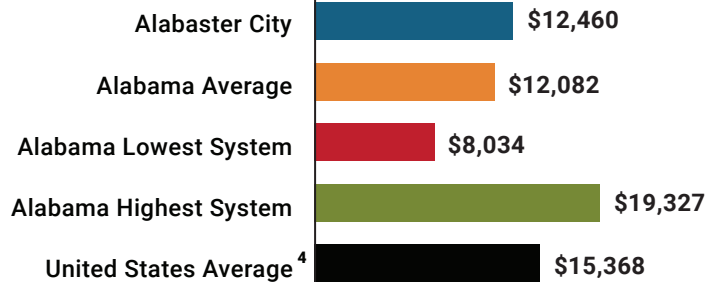
 **2.11**
Number of Months
Reserve Balance

By the Numbers

	Schools ¹	5
	Students/ADM ²	6,211
	Free & Reduced Lunch	27%
	Community Eligibility Program	19%
	Number of Route Buses ³	76
	Buses 10 yrs. old or less.....	100%
	Students Bused.....	3,217
	Full-Time Employees	798
	Teachers.....	402
	Principals/ Assistant Principals.....	18
	Counselors.....	15
	Librarians.....	5
	Other Certified Employees.....	21
	Support Personnel.....	337

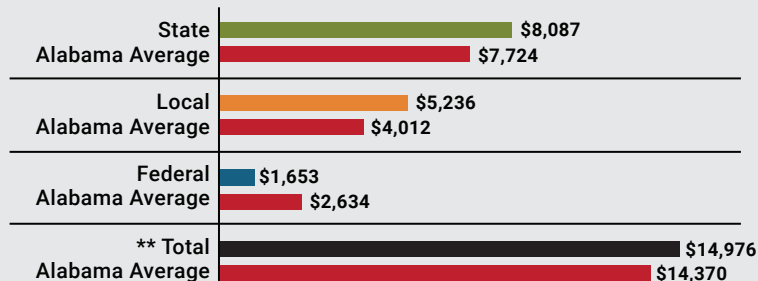
¹ Schools with enrollment, including Alternative and Career Technical Education
² Average Daily Membership (includes virtual students)
³ Data collected in 2022 and used for FY24 funding
⁴ 2022-2023 NEA Rankings of the States

Total Per-Pupil Expenditures (PPE)



Per-Pupil Revenue Sources

Alabaster City Revenue Sources



**Total Revenue Among 138 School Systems



70
STATE
RANK

21
LOCAL
RANK

124
FEDERAL
RANK

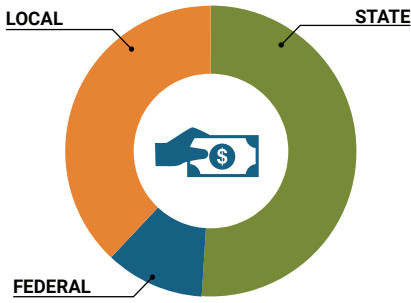
OVERALL SYSTEM RANK 51

LEAs with a substantial increase in reported ADM may show lower rankings since additional revenues reflecting those increases in ADM are not received until the following fiscal year.

* THIS REPORT INCLUDES FISCAL YEAR 2022 DATA

School System Revenue

How was your school system funded?¹



\$50,230,386	STATE	51%
\$10,269,064	FEDERAL	11%
\$37,042,599	LOCAL	38%
— \$4,154,130	Local 10-Mill Match	
\$32,888,469	AVAILABLE LOCAL REVENUE	

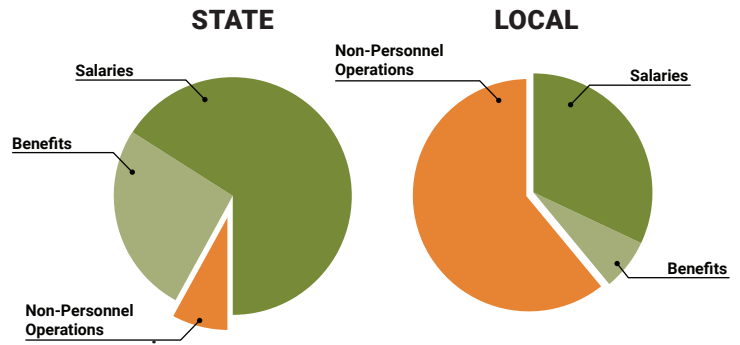
VALUE OF 1-MILL For Your School System



School System Spending

How did your school system spend state & local dollars?¹

	STATE SPENDING ^{2,3}	LOCAL SPENDING ²
Salaries	\$30,812,746	\$7,257,370
Benefits	\$12,089,843	\$1,567,458
Non-Personnel Operations	\$3,827,523	\$13,667,915
TOTAL	\$46,730,111	\$22,492,743



Only 8% of state funding is available for non-personnel expenditures⁴

¹ Revenues and expenditures may contain nominal variances due to rounding
² Does not include debt service or capital outlay
³ Includes 10-mill match
⁴ Such as utilities, operations & maintenance, etc.

Instructional Support



Educational Advancement & Technology Fund⁵



⁵ These one-time supplemental funds may be used for repairs and deferred maintenance, capital outlay, classroom instructional supplies, insurance for facilities, transportation, technology and school safety. For FY23, there was no EAT allocation for school systems.

System Debt

TOTAL DEBT⁶	DEBT PER STUDENT
\$128,819,260	\$20,741

⁶ The debt totals in system audit reports may differ due to audit adjustments.



ALABAMA ASSOCIATION OF SCHOOL BOARDS

Sally Smith, J.D.
Executive Director

Tracey A. Meyer
Governmental Relations Coordinator

43 South Jackson Street
Montgomery, Alabama 36104

1-800-562-0601 | AlabamaSchoolBoards.org

@AlaSchoolBoards Facebook.com/AlabamaSchoolBoards